



MULTIFARMER MF40.7CS – MF40.9CS

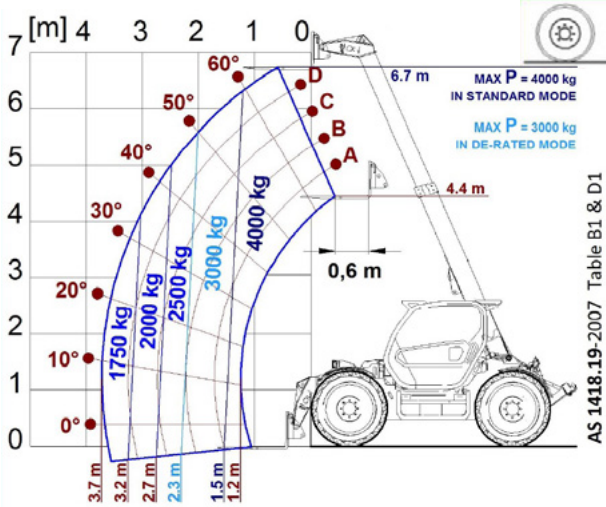


MERLO

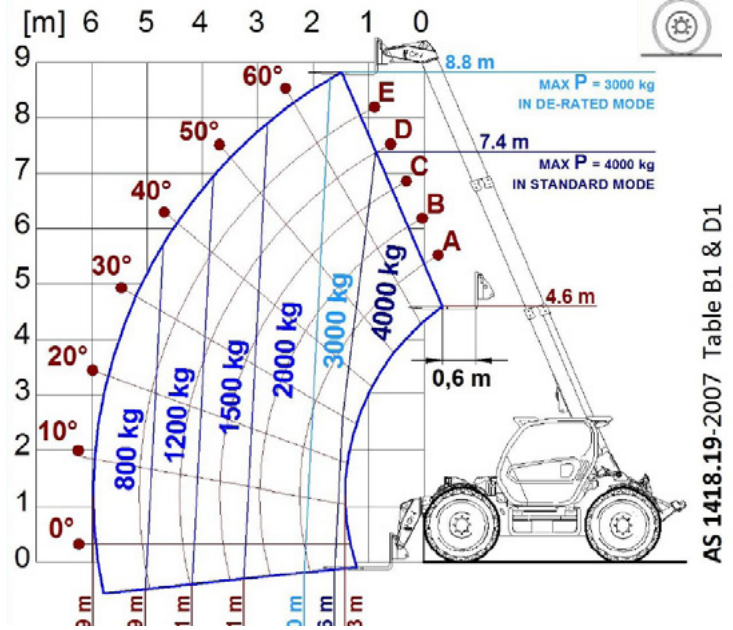
PERFORMANCE AND FEATURES	MF40.7CS	MF40.9CS	
PERFORMANCE			
Total unladen weight (kg)	8700	9150	
Maximum capacity (kg)	4000	4000	
Lifting height (m)	6,7	8,8	
Maximum reach (m)	3,7	5,9	
Maximum operating height (m)	6,7	7,4	
Maximum operating reach (m)	1,5	1,6	
Capacity at maximum height (kg)	4000	3000	
Capacity at maximum reach (kg)	1750	800	
Lateral boom movement (mm)	-	-	
Tilting correction (%)	± 8	± 8	
Boom sections	2	3	
POWERTRAIN			
Turbo motor	FPT NEF45	FPT NEF45	
Displacement/cylinders	4500/4	4500/4	
Engine Power (kW/HP)	125/170	125/170	
Anti-pollution technology	TIER 4F, STAGE IV, SCR+DOC	TIER 4F, STAGE IV, SCR+DOC	
Reversible fan	-	-	
Maximum speed (km/h)	40	40	
Fuel tank (l)	150	150	
AdBlue tank (l)	18	18	
Hydrostatic transmission	CVTronic	CVTronic	
EPD	Top	Top	
Axles	Axial	Axial	
Reduction hub	Epicyclic	Epicyclic	
Machine brakes	Dry discs	Dry discs	
Automatic parking brake	●	●	
HYDRAULIC			
Hydraulic pump	LS+FS	LS+FS	
Flow rate/pressure (l/min – bar)	150 - 210	150 - 210	
Hydraulic tank	96	96	
Hydraulic outlet at the top of the boom	●	●	
Rear hydraulic outlets	4 - ●	4 - ●	
CAB			
Cab configuration	Premium	Premium	
MCDC	Complet	Complet	
FOPS LIV II cab	●	●	
ROPS cab	●	●	
Cab commands	Electronic joystick	Electronic joystick	
Tilting Cab	-	-	
Reverse shuttle	Dual reverse	Dual reverse	
CONFIGURATION			
Cab suspension	●	●	
Boom suspension	●	●	
Suspension on axles	-	-	
Work headlights on cab	●	●	
Sun blind	●	●	
Tac-lock	●	●	
Provision for a platform	○	○	
Two floating forks	●	●	
Inching-Control	●	●	
Four-wheel drive	●	●	
Four-wheel steering	●	●	
Three steering modes	●	●	
Standard tyres	500/70-R24	500/70-R24	
Optional tyres	-	-	
Stabilisers	-	-	
Turret rotation	-	-	
Type approval as an agricultural tractor	●	●	
Approval with PNEUMATIC braking	○	○	
Approval with HYDRAULIC braking	○	○	
PTO	●	●	
3-point linkage	●	●	

- Not Available. ● standard. ○ optional.

LOAD CHARTS



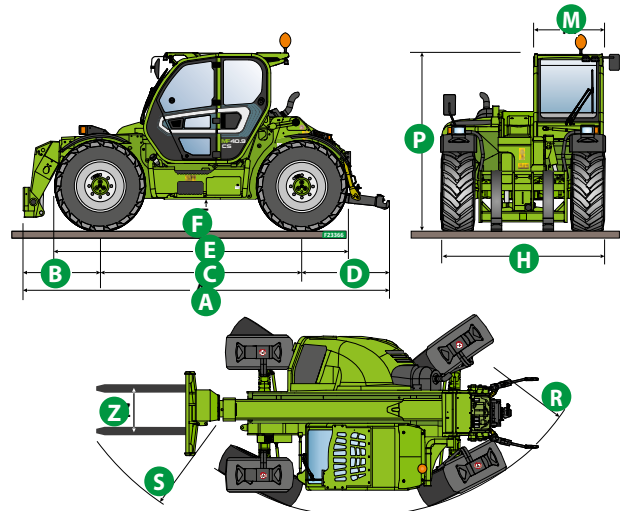
MF40.7CS



MF40.9CS

DIMENSIONS

	MF40.7CS	MF40.9CS	
A (mm)	5310	5490	
B (mm)	1110	1290	
C (mm)	2920	2920	
D (mm)	1280	1280	
E (mm)	4270	4270	
F (mm)	430	430	
H (mm)	2350	2350	
M (mm)	995	995	
P (mm)	2510	2510	
R (mm)	4210	4210	
S (mm)	4890	5030	
Z (mm)	850	850	





MERLO GROUP AUSTRALIA PTY LTD

27 Colin Jamieson Dve, Welshpool (Perth), WA 6106
Tel. (08) 9358 3110 - Fax (08) 9358 4110

120 Toongabbie Road, Girraween, NSW 2145
Tel. (02) 9688 0600

Tel:1300 657 325

info@merloaustralia.com.au
www.merloaustralia.com.au

Your Merlo dealer

DS_MF40_0720_AUS