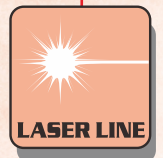
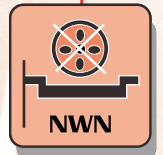


**DIGITAL ELECTRONIC 2-D WHEEL-BALANCER WITH
ADJUSTABLE LED DISPLAY, LASER LINE AND LED LIGHT**



S 825



CE



Since 1976

INTEREQUIP
INTEREQUIP PTY LTD.

www.interequip.com.au
E-mail: info@interequip.com.au
TEL: Australia 18000EQUIP (1800 037 847)

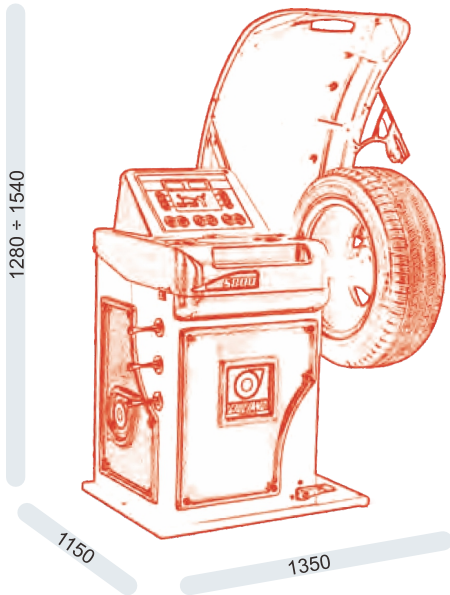
S 825



STANDARD FEATURES S 820

Max. wheel weight	75 kg
Max. wheel diameter	1100 mm
Rim diameter	10" - 30" / 255-765 mm
Rim width	1,5" - 20" / 40-510 mm
Power supply	230V 1ph (50/60) Hz
Cycle time	5,3 s (5 3/4"x14") 15 kg
Balancing speed	< 150 rpm
Balancing precision	± 1g
Net weight with guard	92 kg

DIMENSIONS



STANDARD ACCESSORIES



FUNCTIONS

Automatic measuring of wheel diameter and distance

Automatic START and STOP

Pedal brake

Static and dynamic balancing

Huge combination of ALU programs

NWN System

Special ALU-S program

FES function

OPTIMATCH function

Self-diagnosis

Self-calibration

OPF function

Complete with cones and quick clamping ring nut

Complete with Wheel guard

Laser line indicator for exact positioning of adhesive weights

LED light on working area

Automatic measuring of wheel width by SONAR (LA) available as optional (factory mounted only)

