



weinnovate cooking

KITCHENS DIAMANTE 90 TOUCH

INDUCTION RANGES

Model

DT92/10GCI

Code

CR1138799

General characteristics

- Stainless steel outer coatings and feet.
- Worktops made of 1,5 mm thick, brushed AISI 304 stainless steel.
- Adjustable worktop height from 840 to 900 mm.
- Contoured control panels with controls tilted towards the operator.
- Large knobs that do not protrude from the machine structure.
- Range modularity: 200-400-600-800-1200.
- Simple and effective coupling system.
- Appliances set up for the plinth.
- Vast accessory range.
- Appliances in compliance with CE standards.

INDUCTION RANGES 2 ZONES ON OPEN CUPBOARD



Technical/functional characteristics

- Outer casing in stainless steel.
- Top with thickness 2mm
- Shaped cooker control panel with knobs slanted towards the operator. Shatterproof ceramic glass hob.
- Circular display identifies each cooking area.
- Induction cooktop equipped with sensor to detect pot or pan on surface top and automatically activate or disable heating operations.
- Device installed to prevent overheating.
- 5 kW power for each individual cooking zone.
- Cooking time lapse adjustment by two timers. A beeper signals the end of each set time.
- Temperature controlled by touch screen and adjustment by an ergonomic knob.

Technical Data

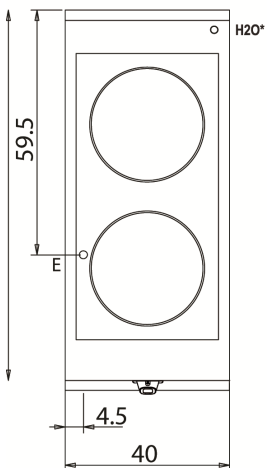
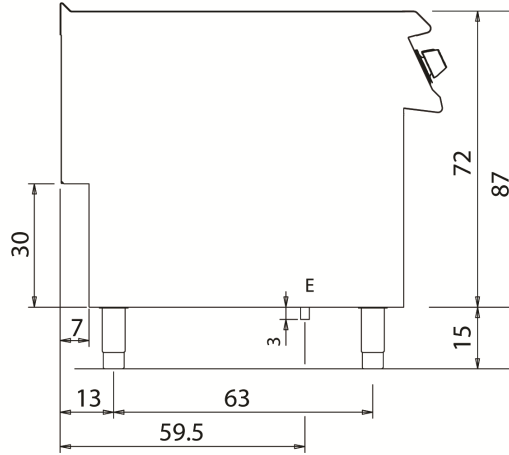

Model	DT92/10GCI
Width (mm)	400,00
Depth (mm)	900,00
Height (mm)	870,00
VOLUME	0,31
WEIGHT	0,00
SUPPLY	EL
Gas power	
Electric power	10
Internal ovens dimension	
OVEN CAPACITY	
Plate dimensions (mm)	
TANK DIMENSIONS	
Tank capacity (l)	

INDUCTION RANGES

Model
DT92/10GCI

Code
CR1138799

D92/10 GCI



KEY

- E power supply
- G gas connection
- H2O water inlet
- S water outlet

Connection	Power	Diameter	Supply
Gas connecton			
Electric connecton	10	400	
Cold water connecton			0
Hot water connecton			
Cold soft water connecton			
Drain (∅)			
2° Drain (∅)			