

## AUGER FILLERS

# MODEL/R

## High Speed Rotary Filling Systems

All-Fill's automatic rotary fillers deliver exceptional throughput and reliable performance in even the most demanding production environments. Utilizing a circular, multi-position turret, the system dispenses product into funnels that travel continuously or intermittently, supported by an integral infeed conveyor. Timing screws and starwheel components ensure consistent container spacing and precise positioning throughout the filling process.

Variable speed auger drives provide accurate and consistent product dispensing, while fill weights can be easily adjusted by the operator or through checkweigher feedback. Production rates are controlled by adjusting turret speeds, allowing the system to maintain both efficiency and flexibility across a wide range of applications. Built for durability and ease of operation, these systems offer dependable performance while integrating seamlessly with upstream and downstream packaging equipment.



### SPECIFICATION SUMMARY:

<b>Conveyor:</b>	Stainless steel (Type 304) Conveyor Channel with acetyl flat top chain and variable speed DC drive motor with reducing gearbox, chain sprocketing, and drive components.
<b>Base:</b>	Fully enclosed, stainless steel, clad steel base cabinet with removable access doors, stainless steel top, and mechanical jack to raise/lower fill head.
<b>Features:</b>	Fully enclosed, stainless steel base with removable access doors, Single or dual head filling capacity or more, depending on application timing screw and starwheel components for spacing and positioning of the containers
<b>Container Handling:</b>	Systems include one complete set of container handling parts supplied, including: Infeed & Outfeed Starwheels, Removable Main Starwheel Segments, Outer Guide Rails, Timing Screw & Adapter, Infeed Guide Rails, Intermediate Guide
<b>Filling Positions /Pockets:</b>	12-60 position fixed turret assembly divider plate and funnel carriage
<b>Operating Cycles:</b>	Up to 400+ a minute dependent on number of pockets and fill size
<b>Contact Parts:</b>	Standard 304 Stainless Steel, Optional 316 Stainless Steel
<b>Options:</b>	Container and product vibration, Missing container detection, Hopper Agitation, Level Control, Motorized Column jack, compartmented hoppers for varied products, weight feedback, variable hopper agitation speed selection, clear hopper viewport for product inspection and tooling adjustment


## POWERFUL PLC CONTROLS AND TOUCH SCREEN INTERFACE:

All machine control and operating functions are performed by the latest Programmable Logic Controller (PLC) component of the control panel. All software development is performed in-house by All-Fill's experienced team of programmers and analysts. Operating functions are provided by a large, color, touch screen interface panel. No complicated machine settings to remember – all functions are selected using a few, simple keystrokes.

## COMMON APPLICATIONS:


- Ground & Whole Bean Coffee
- Detergent Powders
- Ground & Flake Spices
- Flours
- Plastic Granules
- Jimmies & Sprinkles
- Sugars
- Rice & Grains
- Cosmetics Powders
- Food Powders
- Dairy Powders
- Protein Powders
- Seeds & Fertilizers
- Cat Litter
- Talc Powders
- Household Chemicals
- Toner Powders
- Cement Powder
- Pharmaceutical Powders
- Industrial Chemicals
- Salt
- Powdered Drink Mixes
- Infant Formula
- Agricultural Chemicals
- Pet Foods

## ADDITIONAL MODEL DETAILS:



### REMOVABLE HANDLING PARTS:

Modular transfer funnels, starwheels, and other parts removable for different containers, easy clean up, and product changes. Segmented, interlocking parts and assemblies guarantee correct installation and replacement without tools or additional manpower.




### MULTIPLE POSITION TURRET:

12-60 position fixed turret assembly with turret & funnel carriage with divider plate, transition flanges, and transfer funnels with corresponding mounting clamps at each fill position. Includes variable speed DC motor, turret jam protection vacuum take-off ports at each fill position, turret safety shroud assembly with front access panels, and safety interlock switches.



### FLOOD FEED DESIGN:

Shown above is the optional flood feed design with multiple fill heads for moving bulk amounts of product to larger fill sizes, while maintaining high speed requirements.



### CONTAINER POSITIONING:

Infeed Timing screw positions container at infeed. Removable starwheel moves containers to Turret positions. Containers are transported to the Rotary Turret by customized timing screw and starwheel arrangement for smooth, controlled movement even at production speeds. Timing screws profiled to exactly match container type and size. And can be easily changed in the field at a minimum of downtime.

## WORLD-CLASS SERVICE & SUPPORT:

We understand downtime and its effect on your bottom line. Packaging machinery is only as strong as its service and support system. If you run into challenges, All-Fill's Service team consists of 15 full time service employees with over 150 years of combined experience in the packaging industry. Our team can train, install, and troubleshoot any All-Fill machinery. We service domestically and in our international territories: Canada, Central and South America, India, China and Australia. Contact our Service team at [Service@all-fill.com](mailto:Service@all-fill.com).

## PARTS SUPPORT:

All-Fill machines are designed using the most innovative controls and the highest quality parts and components. All-Fill has an unmatched ability to identify and resolve issues that may arise with your machine. Our parts department provides quality support in a timely manner to reduce your downtime and stocks most parts for quick delivery. From mechanical assemblies, electronic components, tooling, machine accessories and software, we have the parts you need. Contact our Parts Department at [AFI-parts@all-fill.com](mailto:AFI-parts@all-fill.com).

## INTERNATIONAL INQUIRIES:

All-Fill's packaging machinery is available worldwide for almost any product and industry. Our more than 50 years of engineering expertise combined with our industry leading field support makes us a leader in the industry. We design, manufacture, install and service machinery with maximum accuracy and reliability. Our global presence means uncompromising service and support, no matter what or where your needs are. Reach out today to discuss your project with our international sales team. Contact us at [info@all-fill.com](mailto:info@all-fill.com).

[www.AllFill.com](http://www.AllFill.com) • 610 524 7350 • 418 Creamery Way, Exton, PA • [info@AllFill.com](mailto:info@AllFill.com)

