



# Medicina syringe feeding system

The worldwide introduction of the **ENFit connector** reduces the risk of enteral tube feeding misconnections and improves patient safety throughout hospitals around the globe.

 medicina

**ENFit**<sup>TM</sup>



# Enhancing patient safety

ENFit is the international design standard for enteral tubing connectors.

**Stay Connected** is led by an international group of clinicians, manufacturers and regulators, who together developed ISO 80369. This standard establishes requirements for small-bore connectors for liquids and gases, making it difficult, if not impossible, for unrelated delivery systems to be connected.

The introduction of this standard marks a milestone in the global effort to improve patient safety, starting with enteral feeding systems. In an interim step toward enhancing patient safety during the ISO process, UK manufacturers met the customer demand for a safer connector with a reverse Luer system.

However, since Luer lock connectors are specific to the UK, with increasing patient mobility and portability, a single global solution is required to ensure patient safety and prevent either a misconnection or no connection.

The ISO standard connector system—called ENFit—will replace the reverse Luer connector systems in Australia, to ensure one global enteral connector. The ENFit connector will look very similar to the existing connector, however the bore size is slightly larger.

“A single global solution is required to ensure patient safety and prevent either a misconnection or no connection”



Medicina is a Charter Member of GEDSA

Reference: 1. Holland M, Enhancing Patient Safety in Enteral Feeding. Complete Nutrition (2014/2015); 14(6):79-81





# ENFit®

The ISO 80369-3 standard connector provides a simple way to reduce the risk of enteral tube feeding misconnections and improve patient safety.

## The connector:

- Addresses “patient side” connections between feeding tubes, administration sets, medication, flush and bolus feeding syringes and other enteral devices.
- Passes a rigorous validation process including computer aided design (CAD), human factors and usability testing as part of the pathway to ISO standards.

## The standard connector has a unique enteral-specific design that:

- Does not allow connectivity with any other connector for any other clinical use.
- Provides a locking feature that signals the appropriate connection and stays in place.
- Has a female connector end for any administration sets and syringes that fit into a male patient-access feeding tube port.

There is just one standard nutrition formula connector that will be utilised by all feeding set manufacturers and universally adopted into practice.

Reduces  
the risk of  
harm to  
patients

**Stay  
Connected**

GEDSA





# Medicina enteral feeding system

The ENFit ISO Standard range of enteral syringes has been developed to reduce risks associated to delivering enteral feeds, medicines and flushes in neonatal, paediatric and adult patients.

The syringes, tubes and accessories are all fitted with an ENFit connector and coloured purple to clearly differentiate the enteral feed lines from the other patient access lines. The ENFit connector will not fit intravenous equipment and eliminates the risk of harm to patients from accidental misconnections. In addition, the use of a standard ENFit connector will allow the syringes to be connected and used with all other enteral equipment without the use of adapters.

This system of safety syringes and accessories provides a "hospital wide" solution for safer enteral access because all the components are compatible with all other enteral feeding systems used within the hospital. A compatible and complimentary home feeding system is also available, ensuring a smooth transition from hospital to home. Significant cost advantages can be gained by the use of all the components of these systems. All the hospital products are sterile and single use only.



“Significant cost advantages can be gained by the use of all the components of these systems”



# Patients

Firstly, we would like to focus on particular patient groups in the hospital to understand their feeding and medication needs and show how the components of this syringe feeding system can be used to aspirate and deliver feeds, flushes and medicines to all hospital patients.



# Neonates

The ENFit ISO Standard syringe feeding system has all the necessary devices to feed babies.

ENFit syringes provide the widest internal tip diameter, which gives a better flow for the delivery of gravity or bolus feeds. Oral syringes and non-Luer syringes can only deliver gravity feeds very slowly because the feed has to pass through a very narrow syringe port. ENFit syringes also produce lower delivery pressures for medications. It is not simply by chance that the ENFit design has been chosen for ISO 80369-3.

All the necessary feeding tubes, low volume extension sets and other accessories like drainage bags are available to feed and aspirate all sizes of babies.



# Paediatric and adult patients

The Medicina enteral syringe system can be used to feed, flush and deliver enteral medicines to all types of patients. All patients can be at risk from the harm caused by misconnections of enteral feeds to intravenous devices.

Children needing enteral nutritional support are usually pump fed but some smaller children and some patients fed by pump overnight also use bolus or gravity feeds. The larger syringes can be used to gravity feed either directly into the tube or using the extension set. Feeding containers can be accessed by using the milk straw. The smaller syringes can be used to deliver feeds into the tubes or directly into pump administration sets.

Medicines can also be delivered using the smaller syringes into the feeding devices.

Adults are also often pump fed but it is important to maintain the patency of the enteral feeding device by flushing. All enteral devices should be flushed at least every six hours and also before and after medicines to prevent any drug-feed interaction. The smaller syringes are also used to deliver medicines accurately into enteral feeding devices. It is also important to confirm the correct position of enteral feeding devices and the syringes are very useful for aspiration to check position with universal pH indicator strips.





# Feeding tubes

Medicina has several ranges of feeding tubes for both short and long term indications.

The most popular tubes are designed to feed patients for short periods. There are also long term tubes with guidewires and wider bore tubes for aspiration. In addition there are several specialist nasojejunal tubes and double lumen feeding and aspiration tubes.

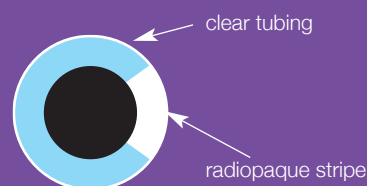
## Nasogastric tube priming volumes

Diameter	Length		
	50cm	80cm	120cm
4FR	0.25 ml	0.6 ml	0.9 ml
5FR	0.5 ml	0.8 ml	1.1 ml
6FR	0.7 ml	1.1 ml	1.6 ml
8FR	0.9 ml	1.4 ml	2.1 ml
10FR	1.7 ml	2.8 ml	4.2 ml

## Short term

The short term tubes are mainly used in neonates and children but can be used in adults who need short term enteral support.

The tubes are used to feed, flush and deliver medicines. The tubes have an ENFit connector which fits ENFit syringes and administration sets. The tubing itself is smooth and carries distance marks to reference tube position. All tubes have a radiopaque stripe to confirm position with X-ray.



These tubes are made of polyurethane in a wide range of sizes. The radiopaque stripe is 40% Barium Sulphate and makes up 20% of the tube diameter so that all tubes show up clearly on X-ray. Additionally there are some specialist nasojejunal tubes and double lumen feeding and aspiration tubes.



## Long term

These tubes are polyurethane with guidewires, and are used long term to feed adults and children.



Some popular sizes in 8FR and 10FR are also available weighted. Typical users would be critical care areas, medical and care of the elderly units, paediatric units and also community patients. The tubes have an ENFit connector which fits Medicina syringes and the female ends of pump administration sets. They also have an ENFit guidewire holder allowing aspiration to confirm correct position using Medicina syringes. The tubing itself is smooth and carries distance marks to reference tube position. All tubes are fully radiopaque (40% Barium Sulphate compounded into the tube), to confirm position with X-ray or a pH strip can be used.



## Short term wide bore

These tubes are polyurethane, and available from 6FR to 20FR diameters with a length of 100cm.

These tubes are used to aspirate and feed adults and children. Typical use would be in intensive care, high dependency units, theatres, crash trolleys and surgical wards. The tubes have a reversible ENFit connector which fits Medicina syringes. In addition they have a funnel or bladder type connector to fit suction equipment. The tubing itself is smooth and carries distance marks the full length of the tube to reference tube position. All tubes have a radiopaque stripe to confirm position with X-ray. These tubes are softer and smoother than normal PVC Ryles type tubes and are easier to pass and more comfortable for the patients.



# Accessories

Medicina has put together the largest range of accessories to help with the delivery of feeds and medicines using the ENFit syringe feeding system.

There are straws, caps, bottle adapters, sets and a wide variety of small but important accessories to help with the access of enteral equipment. Several long and short extension sets with and without Y-sites are available which are used to connect between the feeding container or syringe and the nasogastric tube.

Medicina has developed a range of drainage bags with compatible connectors to allow gastric drainage from nasogastric tubes or other devices.

There are also several bottle and container adapters to help access medicine containers and feed containers.

Also available are several press-in tamper-proof bottle adapters to access medicine containers.

A dedicated Medicine needle is available which can access multi dose vials with the rubber bung type cap. A filter needle is also available to filter out any possible glass particles when medicines arrive in glass ampoules.



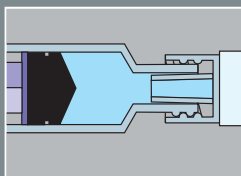
The largest range of accessories to help with the delivery of feeds and medicines using the ENFit syringe feeding system.



# Connections

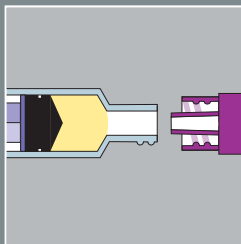
## Priming connections

It is normal practice, with I.V. fluids, to prime the syringe and connectors with fluid to exclude air.



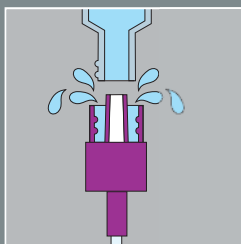
## Enteral connections

It is important that enteral connections are not primed with feed or thick medicines as it can be difficult to separate the connections. The threads can sometimes become clogged with feed and debris.



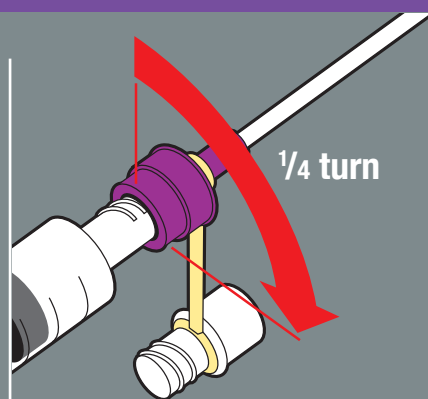
## Flushing connector threads

It is also good routine practice, following feeds or the delivery of medicines, to flush the inside threads of the connector of Medicina nasogastric tubes. This will prevent any disconnection problems.



## Priming Medicina enteral connections

It is therefore recommended that feeding tubes, lines and enteral syringes are only primed up to but not including the connection. The connection is left full of air which is not a problem for enteral nutrition. In this way the internal threads of the ENFit connector do not become clogged with feed or medicines.



## Making connections

When making connections to ENFit it is only necessary to tighten the connection by one quarter turn.

This will provide a good seal and will allow simple disconnection.



# Adapters

The change to ISO 80369-3 ENFit connector will mean that users will have to run down stocks of 'old' product before moving to the ENFit system.

During this transition period Medicina will be supplying a range of transitional adapters to help ensure feeding can continue to take place and to allow better inventory management to avoid waste.



The following adapters are available in Australia:

'Old' Reverse Luer Tube	Adapter <b>TA01</b>	ENFit Syringe
ENFit Tube	Adapter <b>TA02</b>	'Old' Reverse Luer Syringe
'Old' Funnel Tube	Adapter <b>LK01</b>	ENFit Syringe
Enlock Tube	Adapter <b>TA01</b>	ENFit Syringe
ENFit Tube	Adapter <b>TA05</b>	Enlock Giving Set/Syringe
Large Cone Tube (DW or Superlock)	Adapter <b>TA03</b>	ENFit Syringe/Set
ENFit Tube	Adapter <b>TA04</b>	Large cone Syringe (DW, Superlock)
Oral Tip Tube	Adapter <b>ML01L</b>	ENFit Syringe/Set
ENFit Tube	Adapter <b>TA06</b>	Oral Tip Syringe/Set



# Colostrum Collector

## - every drop counts

When the ENFit standard was introduced, especially with the Low Dose amendment, it became almost impossible to express colostrum into smaller syringes due to the spike in the low dose connection.



In neonates every drop of milk is important. When you use the TA10 in conjunction with the OTLD syringes you have the ideal solution. By drawing the milk into an OTLD syringe you are able to feed orally or connect to a tube if the patient is tube-fed.

The ENFit compatible oral tip (OTLD) one piece syringe has a smooth barrel and tip to make giving oral medication and feeds less traumatic for small babies and children. ENFit syringes can be capped off until required. ENFit syringe caps come packaged singularly or in packs of eight.



TA10	Colostrum Collector
OT01LD	1ml low dose ENFit compatible oral syringe
OT25LD	2.5ml low dose ENFit compatible oral syringe
M158/1LD	Male caps single
M158/8LD	Male caps 50 packs of 8

# Enteral medicines

In general, liquid forms of medicine should be used where possible for both the oral and enteral routes.

Soluble tablets or capsules can be used if they are thoroughly dissolved. Enteric coated medicines should never be crushed or dissolved. If the liquid and soluble forms are unavailable then tablets can be crushed or capsules opened and mixed in 10-15ml of water (5-10ml for children). The tablet crusher should be rinsed and the washings and residue flushed down the tube.

## Delivery

Medicines should be delivered using an enteral syringe. Tubes should be flushed before and after medicines with 20-30ml of water in adults and 5-10ml in children. Each medicine should be administered separately and the tube and the syringe should be flushed between the dose of different medicines. In general, medicines should not be added to feeds because of potential interactions. Timing may also be important as some medicines are designed to be absorbed by an empty stomach.

## Medicine container access

Medicines can be drawn up using the medicine straw and the milk straw for larger volumes and thicker preparations. If glass ampoules are used, then a medicine filter straw is available.

Several bottle adapters are available to fit the various liquid bottles. The universal bottle adapter fits most and there are six other sizes which fit flush into the bottle to allow the use of tamper-proof bottle caps. A blunt fill needle is also available for use with multi-dose bottles with a rubber bung.

## Medicine and feed interactions

Some medicines can interact with enteral feeds, vitamins and electrolytes and some need to be given on an empty stomach. It is therefore important to flush before and after each feed to prevent any coagulation of the proteins in the feeds, which can block the feeding tubes.

## Outpatient medicines

The bottle adapter can be provided non-sterile so that a suitable adapter can be packed with a suitable syringe for patients leaving hospital. A small instruction pad has also been produced so an instructions leaflet can be torn off for each outpatient as required.

## Small volume medicines

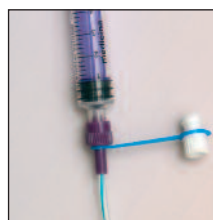
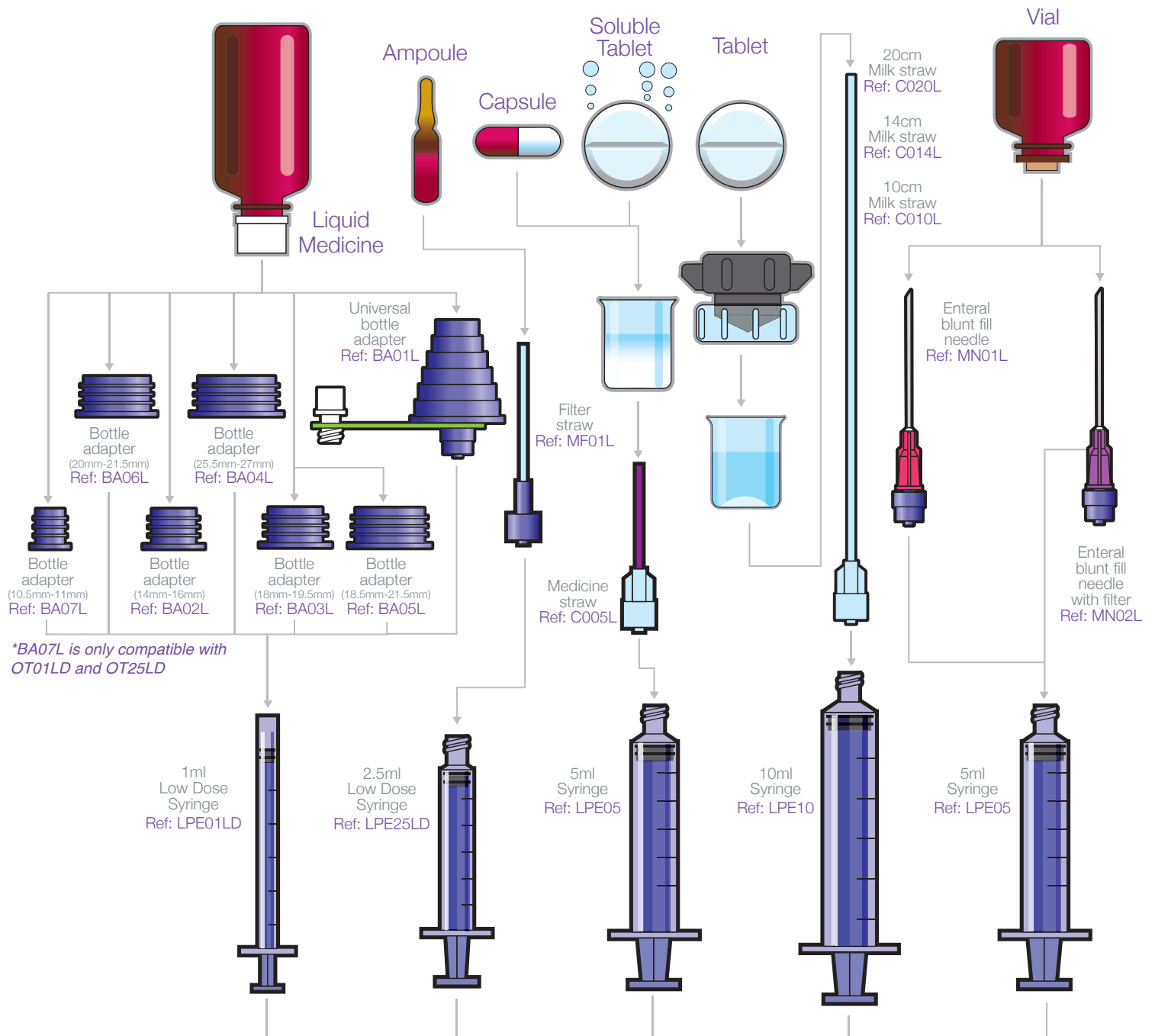
It is advisable to use the medicine straw or bottle adapters for small volumes of medicines as the straw will occupy the dead space of the syringe in the same way as the male connector on the feeding tube. In this way medicines can be delivered accurately without considering the dead space. For very small doses (less than 0.5ml) the 1ml Low Dose Syringe should be used.



### Caution

Medicina does not recommend the use of Cup Fill Technique for the drawing up of any medicine





Enteral







# Gastrostomy tidy

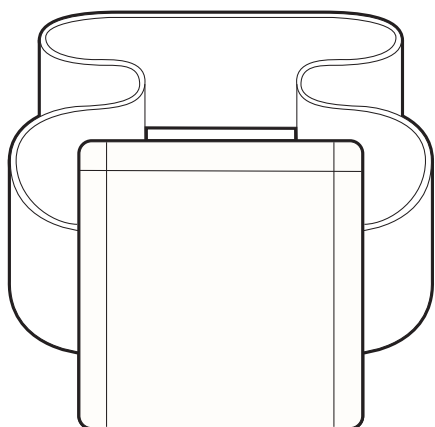
The gastrostomy tidy is a device designed for patients who are body-conscious or who pull on their gastrostomy tube. The device allows the tube to be kept tidy and secure in a specially made pouch. The pouch comes in child and adult sizes, and can be adjusted to fit.

## Benefits:

- Soft and comfortable to wear
- Discreet when worn underneath clothing
- Adjustable waist belt
- Machine washable and reusable
- Available in child and adult sizes



## Gastrostomy tidy



**GT01** Medium Gastrostomy Tidy (1 unit)  
(75cm - 114cm)

**GT02** Large Gastrostomy Tidy (1 unit)  
(117cm - 152.5cm)

# Product range

**Please note:** For more information please contact AMSL Customer Service on (02) 9882 3666.

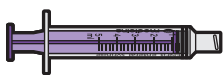
## ENFit syringes



**LPE01LD** 1ml low dose enteral syringe (100)



**LPE25LD** 2.5ml low dose enteral syringe (100)



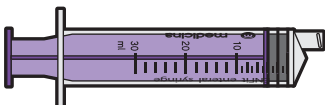
**LPE05** 5ml enteral syringe (100)



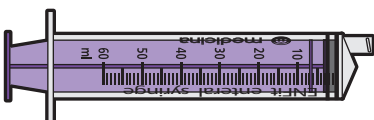
**LPE10** 10ml enteral syringe (100)



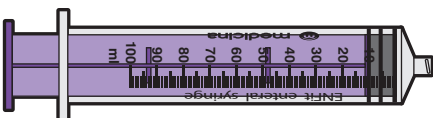
**LPE20** 20ml enteral syringe (80)



**LPE30** 30ml enteral syringe (80)



**LPE60** 60ml enteral syringe (60)

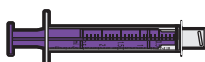


**LPE100** 100ml enteral syringe (30)

## ENFit reusable syringes



**LHE01LD** 1ml low dose reusable enteral syringe (100)



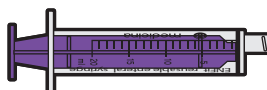
**LHE25LD** 2.5ml low dose reusable enteral syringe (100)



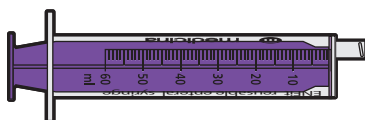
**LHE05** 5ml reusable enteral syringe (100)



**LHE10** 10ml reusable enteral syringe (100)



**LHE20** 20ml reusable enteral syringe (80)

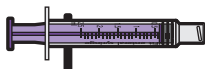


**LHE60** 60ml reusable enteral syringe (60)

## Oral Tip/ENFit Compatible Syringes

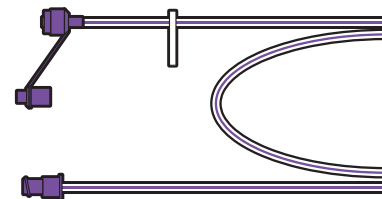


**OT01LD** 1ml low dose enteral syringe (100)



**OT25LD** 2.5ml low dose enteral syringe (100)

## ENFit extension sets

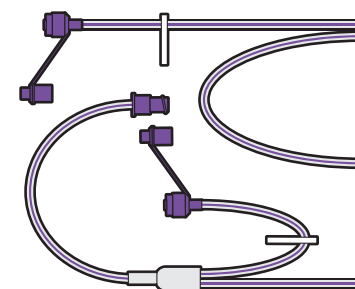


**EP015L** 15cm long short extension set (50)

**EP075L** 75cm long extension set (50)

**EP075LW** 75cm long wide bore extension set (50)

**EP150L** 150cm long extension set (50)



**EP015LYW** 15cm long wide bore Y-site short extension set (50)

**EP075LY** 75cm long Y-site extension set (50)

**EP075LYW** 75cm long wide bore Y-site short extension set (50)

**EP150LY** 150cm long Y-site extension set (50)



**BA07L** 10.5-11mm Bottle Adapter (50)

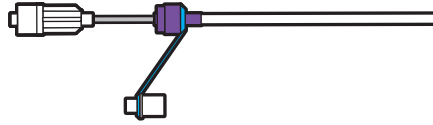
Only available for use with Oral Tip/ENFit compatible syringes.

### ENFit short-term polyurethane feeding tubes



<a href="#">LG4/40</a>	4FR x 40cm (50)
<a href="#">LG4/50</a>	4FR x 50cm (50)
<a href="#">LG4/80</a>	4FR x 80cm (50)
<a href="#">LG4/90</a>	4FR x 90cm (50)
<a href="#">LG4/120</a>	4FR x 120cm (50)
<a href="#">LG4/125</a>	4FR x 125cm (50)
<a href="#">LG4/160</a>	4FR x 160cm (50)
<a href="#">LG5/40</a>	5FR x 40cm (50)
<a href="#">LG5/50</a>	5FR x 50cm (50)
<a href="#">LG5/80</a>	5FR x 80cm (50)
<a href="#">LG5/90</a>	5FR x 90cm (50)
<a href="#">LG6/40</a>	6FR x 40cm (50)
<a href="#">LG6/50</a>	6FR x 50cm (50)
<a href="#">LG6/80</a>	6FR x 80cm (50)
<a href="#">LG6/90</a>	6FR x 90cm (50)
<a href="#">LG6/120</a>	6FR x 120cm (50)
<a href="#">LG6/160</a>	6FR x 160cm (50)
<a href="#">LG8/40</a>	8FR x 40cm (50)
<a href="#">LG8/50</a>	8FR x 50cm (50)
<a href="#">LG8/80</a>	8FR x 80cm (50)
<a href="#">LG8/90</a>	8FR x 90cm (50)
<a href="#">LG8/120</a>	8FR x 120cm (50)
<a href="#">LG8/160</a>	8FR x 160cm (50)
<a href="#">LG10/80</a>	10FR x 80cm (50)
<a href="#">LG10/120</a>	10FR x 120cm (50)
<a href="#">LG10/160</a>	10FR x 160cm (50)
<a href="#">LG12/80</a>	12FR x 80cm (50)
<a href="#">LG12/120</a>	12FR x 120cm (50)
<a href="#">LG14/80</a>	14FR x 80cm (50)
Weighted	
<a href="#">LG6/50W</a>	6FR x 50cm (50)
<a href="#">LG6/80W</a>	6FR x 80cm (50)
<a href="#">LG8/50W</a>	8FR x 50cm (50)
<a href="#">LG8/80W</a>	8FR x 80cm (50)
<a href="#">LG10/80W</a>	10FR x 80cm (50)
<a href="#">LG12/80W</a>	12FR x 80cm (50)

### ENFit long-term polyurethane feeding tubes

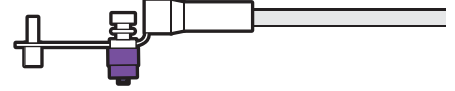


<a href="#">NGP6/55L</a>	6FR x 55cm (25)
<a href="#">NGP6/75L</a>	6FR x 75cm (25)
<a href="#">NGP6/85L</a>	6FR x 85cm (25)
<a href="#">NGP8/55L</a>	8FR x 55cm (25)
<a href="#">NGP8/75L</a>	8FR x 75cm (25)
<a href="#">NGP8/85L</a>	8FR x 85cm (25)
<a href="#">NGP8/120L</a>	8FR x 120cm (25)
<a href="#">NGP10/85L</a>	10FR x 85cm (25)
<a href="#">NGP10/120L</a>	10FR x 120cm (25)
<a href="#">NGP12/100L</a>	12FR x 100cm (25)
<a href="#">NGP12/120L</a>	12FR x 120cm (25)
<a href="#">NGP6/95YC</a>	6FR x 95cm (25)
<a href="#">NGP8/95YC</a>	8FR x 95cm (25)
<a href="#">NGP10/95YC</a>	10FR x 95cm (25)
<a href="#">NGP12/95YC</a>	12FR x 95cm (25)
Weighted	
<a href="#">NGP8/85LW</a>	8FR x 85cm (25)
<a href="#">NGP10/85LW</a>	10FR x 85cm (25)

### ENFit short-term polyurethane nasojejunal tubes

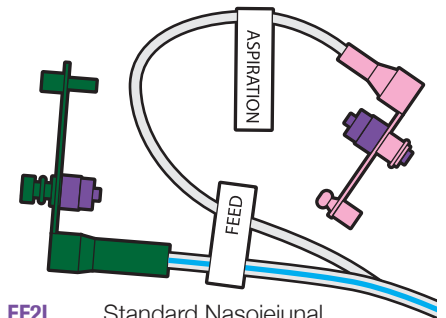
<a href="#">NJP6/120L</a>	6FR x 120cm (10)
<a href="#">NJP8/120L</a>	8FR x 120cm (10)
<a href="#">NJP8/130L</a>	8FR x 130cm (10)
<a href="#">NJP10/130L</a>	10FR x 130cm (10)
<a href="#">NJP12/130L</a>	12FR x 130cm (10)
<a href="#">NJP14/130L</a>	14FR x 130cm (10)
Weighted	
<a href="#">NJP10/130LW</a>	10FR x 130cm (10)
<a href="#">NJP12/130LW</a>	12FR x 130cm (10)
<a href="#">NJP14/130LW</a>	14FR x 130cm (10)

### ENFit nasogastric feeding/aspiration tubes



<a href="#">RT6/80L</a>	6FR x 80cm (50)
<a href="#">RT8/80L</a>	8FR x 80cm (50)
<a href="#">RT10/100L</a>	10FR x 100cm (50)
<a href="#">RT12/100L</a>	12FR x 100cm (50)
<a href="#">RT14/100L</a>	14FR x 100cm (50)
<a href="#">RT16/100L</a>	16FR x 100cm (50)
<a href="#">RT18/100L</a>	18FR x 100cm (50)
<a href="#">RT20/100L</a>	20FR x 100cm (50)

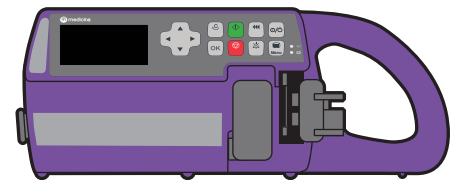
### ENFit double lumen feeding tubes



**EF2L** Standard Nasojejunal Feed/Aspiration Tube  
7/9FR x 130cm (5)

**EF2EL** Endoscopic Nasojejunal Feed/Aspiration Tube  
7/9FR x 130cm (5)

### Enteral syringe pump



**P1000** Enteral Syringe Pump (1)

### Accessories



**NP01** Adult nose plaster (100)

**NP02** Paediatric nose plaster (100)

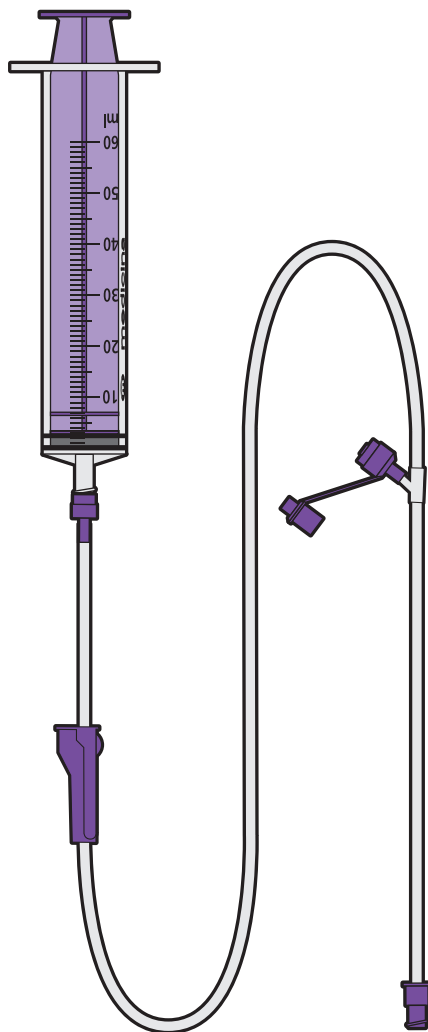


**IN01** pH indicator strips (200)

**IN02** pH indicator strips (100)



### ENFit Gastrostomy extension set



**MGS02L** Bolus or Gravity Gastrostomy Extension Set (30)

### ENFit Gastric Decompression systems



**EV01L** 250ml Gastric Decompression System (30)

**EV02L** 500ml Gastric Decompression System (30)

### ENFit Enteral drainage bags



**MED50L** 50ml Enteral Drainage Bag (50)

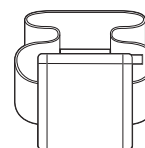
**MED100L** 100ml Enteral Drainage Bag (50)

**MED250L** 250ml Enteral Drainage Bag (50)

**MED500L** 500ml Enteral Drainage Bag (50)

**MED1000L** 1000ml Enteral Drainage Bag (50)

### Gastrostomy accessories



**GT01** Medium Gastrostomy Tidy (1)  
75cm - 114cm

**GT02** Large Gastrostomy Tidy (1)  
117cm - 152.2cm



## ENFit Bottle adapters



**BA01L** Stepped Bottle Adapter (50)



**BA02L** 15-16.5mm Bottle Adapter (50)



**BA03L** 18-19.5mm Bottle Adapter (50)



**BA04L** 25.5-27mm Bottle Adapter (50)



**BA05L** 18.5-20.5mm Bottle Adapter (50)  
(Oramorph)



**BA06L** 20-21.5mm Bottle Adapter (50)



**BA08L** 16.5-18mm Bottle Adapter (50)

## ENFit syringe accessories



**C005L** Medicine Straw (50)



**C020L** 20cm Milk Straw (50)

**C014L** 14cm Milk Straw (50)

**C010L** 10cm Milk Straw (50)



**MF01L** Filter Straw (50)



**RC075L** 75mm Rectal Medicine  
Straw (50)

**RC150L** 150mm Rectal Medicine  
Straw (50)



**MN01L** Enteral Blunt Fill Needle (100)



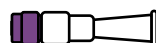
**MN02L** Enteral Blunt Fill Needle  
with Filter (100)



**M158/1LD** Male Caps (single) (50)

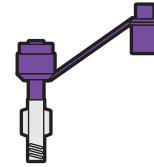
**M158/8LD** Male Caps  
50 packs of 8 (400)

## Colostrum collector



**TA10** Colostrum Collector (50)

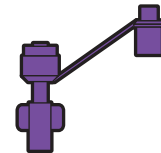
## ENFit Transitional adapters



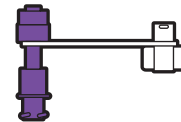
**TA01** Transition Adapter for Reverse  
Luer Tube to ENFit Syringe (50)



**TA02** Transition Adapter for ENFit Tube  
to Reverse Luer Syringe (50)



**TA03** Transition Adapter for Large Cone  
Tube to ENFit Syringe/Set (50)



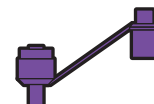
**TA04** Transition Adapter for ENFit Tube  
to Large Cone Syringe (50)



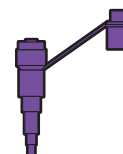
**TA05** Transition Adapter for ENFit Tube  
to Enlock Giving Set/Syringe (50)



**TA06** Transition Adapter for ENFit Tube  
to Oral Tip Syringe/Set (50)



**ML01L** Transition Adapter for Oral Tip  
Tube to ENFit Syringe/Set (50)



**LK01** Transition Adapter for Funnel  
Tube to ENFit Syringe (50)

# Medicina enteral feeding system

The ENFit ISO Standard range of enteral syringes has been developed to reduce risks associated with delivering enteral feeds, medicines and flushes to neonatal, paediatric and adult patients.



For more information on the Medicina range, please contact us on **(02) 9882 3666** or at **[amsl@amsl.com.au](mailto:amsl@amsl.com.au)**

**[amsl.com.au](http://amsl.com.au)**

PR-100-84 April 2020, LG

