

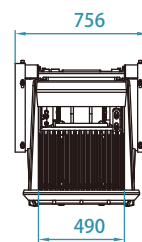
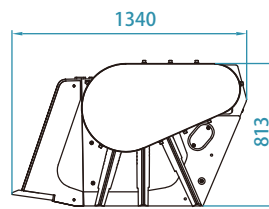
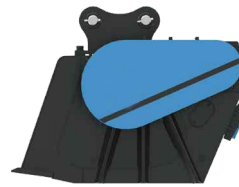
SC-10

SC-10

SC-20

SC-30

SC-40



ACCESSORIES



Jaw Plate

WIDTH	LENGTH	TOOTH PITCH
470mm	650mm	30mm



Fine Jaw Plate

WIDTH	LENGTH	TOOTH PITCH
470mm	650mm	20mm

PRODUCT APPLICATIONS

- Demolition work, construction work, civil engineering, road work, mining, dredging, rock work, municipal waste disposal, recycling and reuse and other fields of crushing work.
- The crushing and recycling of construction waste such as concrete, bricks, asphalt concrete, ceramics, glass, etc.
- Crushing work of railway cement sleepers, cement poles, various bridge pier piles, etc.
- Pavement construction and earthwork, excavation engineering, forest road construction site crushing and processing of aggregates, etc.
- The processing of natural stone in quarries, mines, gravel pits, river pebble pits, etc.
- Sand making (using Yichen's special fine-tooth jaws) to meet the needs of construction materials in areas lacking sand.

PRODUCT PARAMETER (SPECIFICATION)

Excavator	≥7 ton	Output Setting	10- 100 mm
Opening Dimensions	450*400	Load Capacity	0.5 m ³
Speed/min.	320 rpm	Dimensions	1340x756x813 mm
Pressure	200 bar	Weight	920 kgs
Oil Flow	>100 L/m		



APPLICATIONS



Jobsite



Quarries



Roadworks



Sand Production



Demolition



Recycling

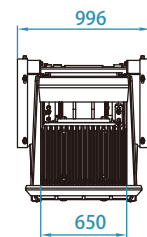
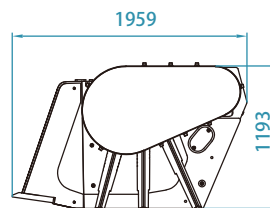

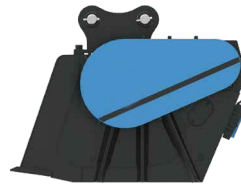
SC-20

SC-10

SC-20

SC-30

SC-40



ACCESSORIES



Jaw Plate

WIDTH	LENGTH	TOOTH PITCH
630mm	965mm	49mm



Fine Jaw Plate

WIDTH	LENGTH	TOOTH PITCH
630mm	965mm	25mm

PRODUCT APPLICATIONS

- Demolition work, construction work, civil engineering, road work, mining, dredging, rock work, municipal waste disposal, recycling and reuse and other fields of crushing work.
- The crushing and recycling of construction waste such as concrete, bricks, asphalt concrete, ceramics, glass, etc.
- Crushing work of railway cement sleepers, cement poles, various bridge pier piles, etc.
- Pavement construction and earthwork, excavation engineering, forest road construction site crushing and processing of aggregates, etc.
- The processing of natural stone in quarries, mines, gravel pits, river pebble pits, etc.
- Sand making (using Yichen's special fine-tooth jaws) to meet the needs of construction materials in areas lacking sand.

PRODUCT PARAMETER (SPECIFICATION)

Excavator	≥20 ton	Output Setting	10- 100 mm
Opening Dimensions	650*510	Load Capacity	0.8 m ³
Speed/min.	320 rpm	Dimensions	1959x996x1193 mm
Pressure	220 bar	Weight	2100 kgs
Oil Flow	>150 L/m		



APPLICATIONS



Jobsite



Quarries



Roadworks



Sand Production



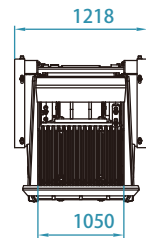
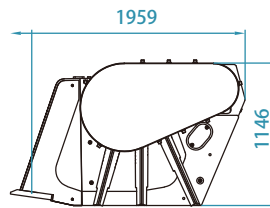
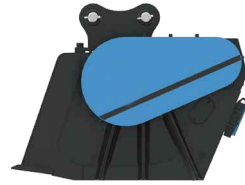
Demolition



Recycling

SC-30

SC-10
SC-20
SC-30
SC-40



ACCESSORIES



Jaw Plate

WIDTH	LENGTH	TOOTH PITCH
765mm	965mm	56mm



Fine Jaw Plate

WIDTH	LENGTH	TOOTH PITCH
765mm	965mm	30mm

PRODUCT APPLICATIONS

- Demolition work, construction work, civil engineering, road work, mining, dredging, rock work, municipal waste disposal, recycling and reuse and other fields of crushing work.
- The crushing and recycling of construction waste such as concrete, bricks, asphalt concrete, ceramics, glass, etc.
- Crushing work of railway cement sleepers, cement poles, various bridge pier piles, etc.
- Pavement construction and earthwork, excavation engineering, forest road construction site crushing and processing of aggregates, etc.
- The processing of natural stone in quarries, mines, gravel pits, river pebble pits, etc.
- Sand making (using Yichen's special fine-tooth jaws) to meet the needs of construction materials in areas lacking sand.

PRODUCT PARAMETER (SPECIFICATION)

Excavator	≥30 ton	Output Setting	12- 120 mm
Opening Dimensions	800*520	Load Capacity	1.1 m ³
Speed/min.	320 rpm	Dimensions	1959x1146x1218 mm
Pressure	250 bar	Weight	2750 kgs
Oil Flow	>200 L/m		



APPLICATIONS



Jobsite



Quarries



Roadworks



Sand Production



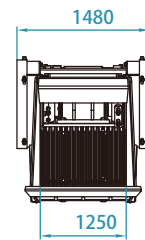
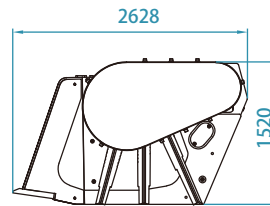
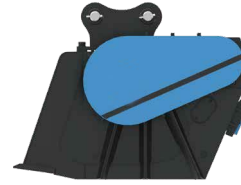
Demolition



Recycling

SC-40

SC-10
SC-20
SC-30
SC-40



ACCESSORIES



Jaw Plate

WIDTH	LENGTH	TOOTH PITCH
980mm	1300mm	60mm



Fine Jaw Plate

WIDTH	LENGTH	TOOTH PITCH
980mm	1300mm	40mm

PRODUCT APPLICATIONS

- Demolition work, construction work, civil engineering, road work, mining, dredging, rock work, municipal waste disposal, recycling and reuse and other fields of crushing work.
- The crushing and recycling of construction waste such as concrete, bricks, asphalt concrete, ceramics, glass, etc.
- Crushing work of railway cement sleepers, cement poles, various bridge pier piles, etc.
- Pavement construction and earthwork, excavation engineering, forest road construction site crushing and processing of aggregates, etc.
- The processing of natural stone in quarries, mines, gravel pits, river pebble pits, etc.
- Sand making (using Yichen's special fine-tooth jaws) to meet the needs of construction materials in areas lacking sand.

PRODUCT PARAMETER (SPECIFICATION)

Excavator	≥40 ton	Output Setting	12- 120 mm
Opening Dimensions	1000*570	Load Capacity	1.8 m ³
Speed/min.	300 rpm	Dimensions	2628x1520x1480 mm
Pressure	250 bar	Weight	5100 kgs
Oil Flow	>300 L/m		



Vicon International Pty Ltd
506 Bli Bli Road, Bli Bli. QLD. 4560
Ph: 0408 233 337 don@vicon.com.au
www.vicon.com.au

