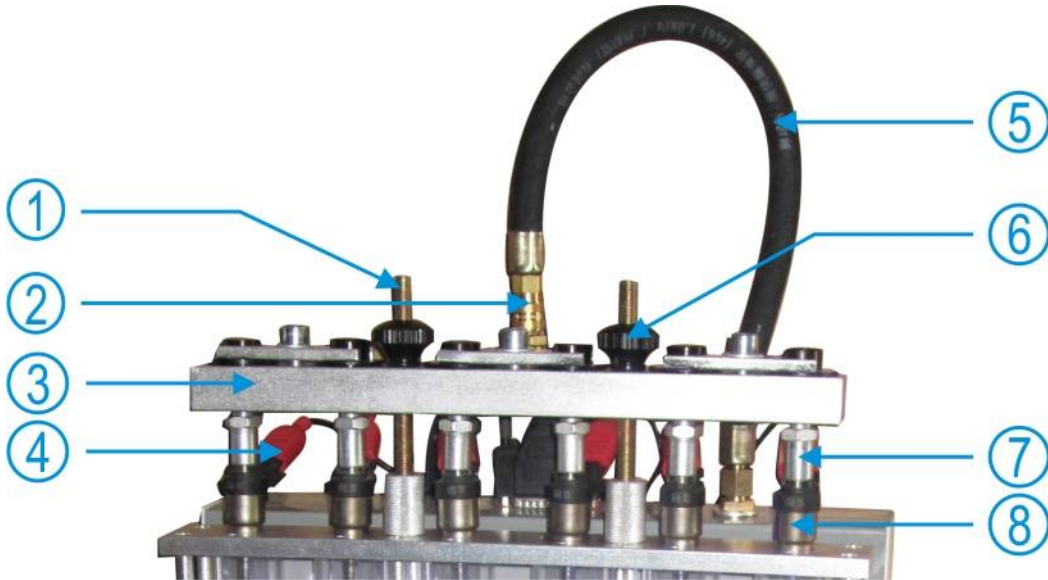
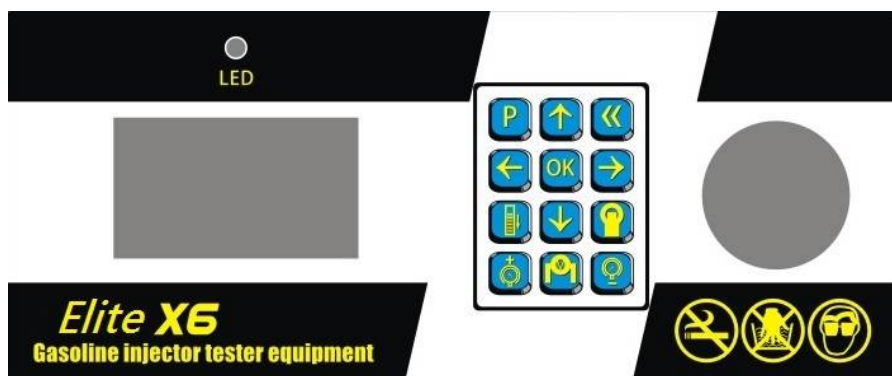


# Elite-X6 or X8




No.	Part number	Name of parts
1.	X8-001	Fixed screw
2.	X8-002	Connector
3.	X8-003	Fuel rail
4.	X8-004	Pulse line
5.	X8-005	Fuel pipe for Injector
6.	X8-006	Bolt
7.	X8-007	Φ10.6 fuel injector of international standard connector
8.	X8-008	Fuel injector




14

No.	Part number	Name of parts
9.	X8-009	Standard upward acting panel
10.	X8-010	LED light
11.	X8-011	Metering and Inspection Tubes
12.	X8-012	Mainstay
13.	X8-013	Standard downward acting panel
14.	ECM-014	Control Panel




No.	Part number	Name of parts
15.	X8-015	Wire of light board
16.	X8-016	Light board
17.	X8-017	Down fuel connecter
18.	X8-018	Down pusle line
19.	X8-019	Solenoid valve



No.	Part Number	Name of parts
20.	X8-020	Filter
21.	X8-021	Tank
22.	X8-022	Fan-A
23.	X8-023	Fan-B
24.	X8-024	Power switch
25.	X8-025	Power supply (350W)



No.	Part number	Name of parts
26.	X8-026	Oil-pressure gage
27.	X8-027	PCB-A
28.	X8-028	PCB-B



No.	Part number	Name of parts
29.	X8-029	POWER SWITCH
30.	X8-030	PLUG BASE
31.	X8-031	REAR PANEL
32.	X8-032	COWL



No.	Part number	Name of parts
33.	X8-033	The lid
34.	X8-034	Ultrasonic
35.	X8-035	Panel
36.	X8-036	Indicator light
37.	X8-037	Power switch



38



39



40



41



42



43

No.	Part number	Name of parts
38.	X8-038	Fuel pump
39.	X8-039	The drain valve
40.	X8-040	Funnel
41.	X8-041	PUSLE LINE
42.	X8-042	THE POWER CORD
43.	X8-043	Bracket