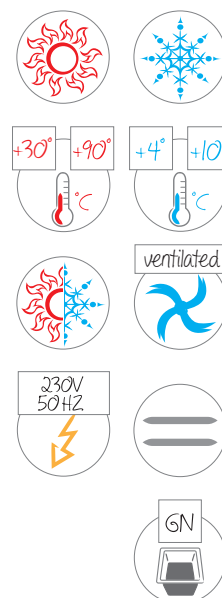


MEAL SERVICE TROLLEYS WITH INDIVIDUALLY CONTROLLED BAIN MARIE WELLS PLUS HEATED & REFRIGERATED COMPARTMENTS WITH RUNNERS FOR GASTRONORM PANS

- AISI 304 stainless steel sheet construction, brushed finish
- Polyurethane foam insulation panels
- Heat-proof handles
- Separate Bain-Marie wells in pressed steel sheet with no sharp edges for up to 20 cm deep GN pans (not included)
- Separate Bain-Marie drain taps
- Separate heated, refrigerated or neutral lower compartments with independent thermostats, insulated up-and-over doors. N. 4 pairs of "C"-shaped runners suitable for containers 1/1 GN (or submultiples) spaced 7.6 cm
- Mains supply: 230V, 50 Hz, single-phase




- Bain-marie heating with heating element outside the well
- Dry heating: details and quotes upon request
- Ventilated refrigeration +4°C+10°C
- IPX5 digital control panel supplied as standard with independent thermostatic control - one thermostat for each well and for each heated or refrigerated compartment
- 3-mt long coiled power cable, Clipsal plug
- All round grey non marking rubber bumpers
- 2 Fixed and 2 braked swivel castors with heavy-duty brackets, ø 16 cm; grey non marking rubber tread on centre with roller bearing hub



















Art. MC. 7375A1F1



Note: IPX5 digital control panel is supplied as standard in Bain-Marie trolleys with refrigerated compartments







 = neutral  = hot  = cold

| Article | GN | Lower compartments | Power | Max dim. cm |
|----------|---|---|-------|-------------|
| 7370A0F1 | 2x1/1 |  | 1450W | 95x72x96 h |
| 7375A0F2 | 3x1/1 |   | 2100W | 134x72x96 h |
| 7375A1F1 | |   | 2450W | |
| 7378A0F2 | |    | 2700W | 172x72x96 h |
| 7378A1F2 |    | 3100W | | |
| 7378A2F1 |    | 3600W | | |


| Optional | Description | Suitable for |
|----------|---|--|
| E | 1 Set of 4 resilient wheels, 2 with brake for uneven floors / outdoor use | All articles   |


OPTIONAL LIDS, SNEEZE GUARDS AND SHELVES

Insulated tops can be used as plate support
 AISI 304 stainless steel sheet construction, brushed finish

| | | | | Suitable for | | |
|----|--|------|----------------------|--------------|---|---|
| C2 | | Tops | opening to 180° | 2x1/1 GN |  |  |
| C3 | | | | 3x1/1 GN | | |
| L2 | | | opening to 2/3 + 1/3 | 2x1/1 GN |  |  |
| L3 | | | | 3x1/1 GN | | |
| S2 | | | sliding | 2x1/1 GN |  |  |
| S3 | | | | 3x1/1 GN | | |

SNEEZE GUARD

| Optional |  | Description | Typology | Suitable for |
|----------|---|-----------------------|-----------------------|--------------|
| PAR2L | 2 | Glass sneeze guard | Standard | 2x1/1 GN |
| PAR2H | 3 | | "Kid-service" opening | |
| PAR3L | 2 | | Standard | 3x1/1 GN |
| PAR3H | 3 | | "Kid-service" opening | |
| PAR4L | 2 | | Standard | 4x1/1 GN |
| PAR4H | 3 | | "Kid-service" opening | |



TRAY SLIDE SHELF

| Optional | Description | Suitable for |
|----------|-----------------------------|--------------|
| ME2 | Tray slide shelf, long side | 2x1/1 GN |
| ME3 | | 3x1/1 GN |
| ME4 | | 4x1/1 GN |

