



Eswood

Professional

Warewasher

ES100

Professional Rack-Conveyor Warewasher



Eswood

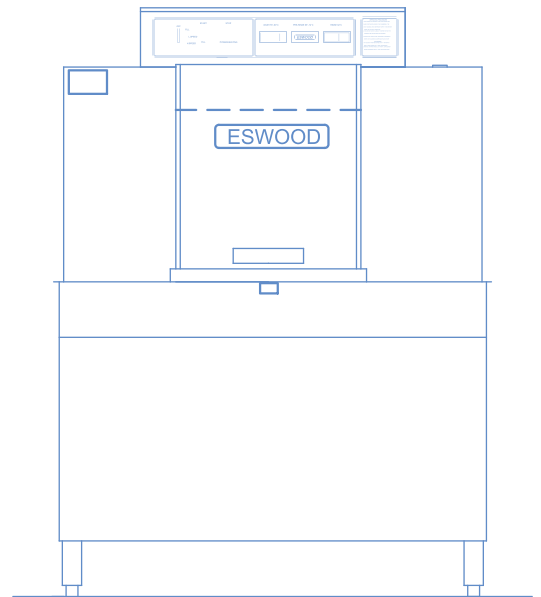
Rack-Conveyor Warewasher

The Eswood ES100 Rack Conveyor Warewasher combine leading edge design innovations and Eswood's long standing reputation for manufacturing excellence to produce powerful, reliable and convenient wash system for high capacity professional catering applications.

The ES100 with capacity of up to 100 racks per hour is ideal for busy catering operations such as club, function and reception centres, hotel bistro/restaurants and mid size hospitals.

ES100 incorporate simple yet comprehensive controls. Top mounted control panel is away from water splashes and provides start/stop, electronic temperature control and digital temperature display for both wash and rinse.

ES100 conforms to the highest of health and sanitary standards, meeting FSANZ safe food codes and certifications in HACCP and WaterMark.





Door safety switches

Top Mounted Controls and Electrical Control Gear, away from water splash, easy access for Servicing

Machine operation inter-locked to Rinse Temperature

Fully panelled front and sides (avoiding water splash to motors etc. when dish wash area is being cleaned)

Capacity up to 100 racks per hour

Clutch controlled conveyor (providing protection to drive mechanism if racks jam in machine)

Low water protection (to wash tank elements)

Integral rinse booster heater 12kW

Wash and rinse elements fitted with individual thermostats

Rinse economiser (pre-set to provide precise volume of rinse water irrespective of fluctuation in water supply pressure)

Maximum Water Consumption 400 Litres per hour

OTHER OPTIONS

Extension Hoods and Vent Spigots at entry and exit ends

Angle Feed Unit

90° Entry and/or Exit Curves (powered by dishwasher)

180° Entry Curve (powered by dishwasher)

180° Entry and/or Exit Curves (self-powered)

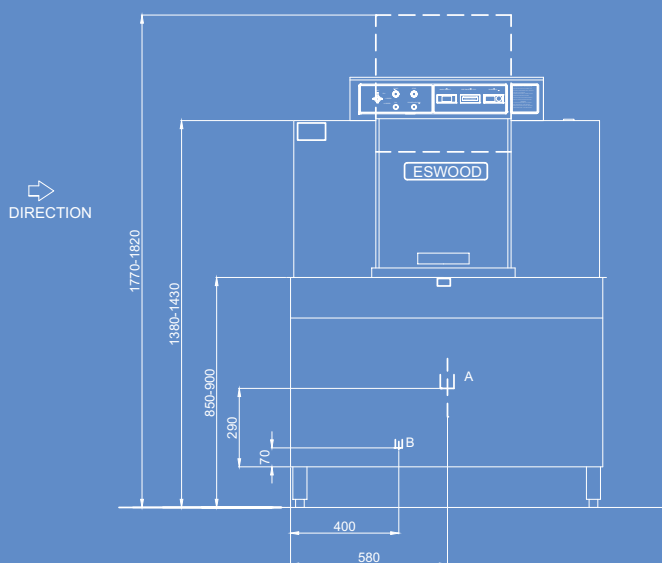
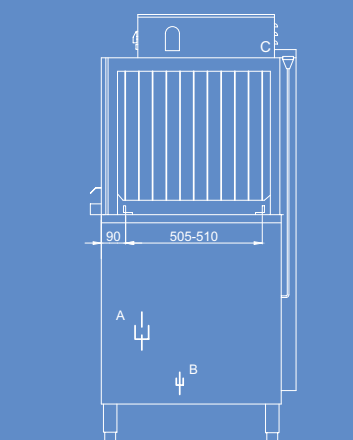
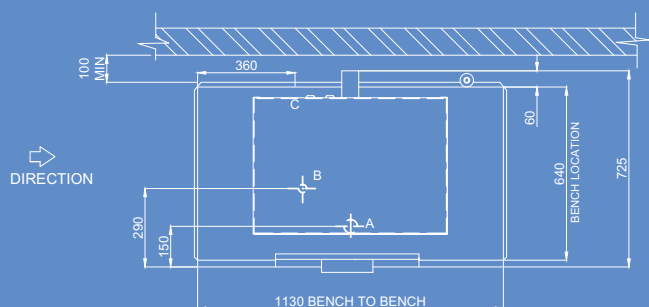
6kW, 9kW or 12kW High Velocity Blower Dryer

Heat and Sound Insulating Panels

Rinse Pressure Booster Pump

Exit Bench (proximity) Trip Switch pre-wired into control box. This provides automatic shut down whenever exit bench becomes full

- A. Drain Connection 2" BSP
 B. Hot Water Connection 1/2" BSP, 400L/hr, 2-4 bar, 60°C-65°C min.
 C. Electrical Connection 415/50/3N Electric Total 23.6kW



ES100

Rack-Conveyor Warewasher

ES100 Specifications

DIMENSIONS (WxDxH)	1130 x 730 x 1600 mm
RACK SIZE (WxD)	500 x 500 mm
ELECTRICAL CONNECTION	415V/50Hz/3N
RATING	23.5 kW
CAPACITY	100 racks per hour
WATER SUPPLY	2-4 bar, 60°C-65°C min.
WATER CONSUMPTION	400 L per hour
TANK CAPACITY	87 L
CONVEYOR DRIVE	180 watts (with safety clutch)
PUMP MOTOR CAPACITY	2.0kW/900 L per minute
WATER HEATER	9.0 kW
WASH TEMPERATURE	60 – 65°C
RINSE BOOST CYLINDER CAPACITY	14 L
RINSE BOOST CYLINDER HEATER	12.0 kW
RINSE TEMPERATURE	82°C minimum
WEIGHT	200 kg
PACKED	1.5 m ³
WATERMARK APPROVAL	WM-022833
HACCP APPROVAL	PE-388-GE-09

Dimensions may change without notice in accordance with product development and design

Proudly Distributed By

eswood.com.au

211-217 Woodpark Road SMITHFIELD NSW 2164

T: 1800 013 123

E: sales@middleby.com.au