



LODAX

STRONG PADS & MATS

EN

www.lodax.eu

Manufacturer since 1996 of high quality outrigger pads and ground protection mats

Contents

Introduction	3
Lodax Pads	4
Square Pads	5
Round Pads	5
Round shoes	6
Rectangular shoes	6
Stack Pads	7
Conductive pad	7
Pads with rubber layer	8
Inclined pad	8
Options	9
How to choose the correct pad?	10
Cribbing solutions	12
Cribbing blocks	13
Step block	15
Lodax Mats	16
Premium Mats	17
Heavy Equipment Mats	18
Budget Mats	19
Options	20
How to choose the correct mat?	22
Trench Bridge	24
Trench Bridge	25
Designed according to your needs	29
A few of our projects	29
Extensive production capabilities	30
Tested and approved	30
Quality assured	31
Worldwide distributor	32
Testimonials	32
Our sales team	33
Our offices	33



Introduction

LODAX has been a leading manufacturer that develops portable products which support people and infrastructure equipment. We focus on the construction sector but serve our expertise to other industries as well.

Our product range consists of 5 product groups:

- Outrigger pads
- Cribbing Solutions
- Ground protection mats
- Trench bridges
- Custom products

We take pride in not only offering long-lasting products and great service, but also having a long-lasting relationship with our partners. For us, this has been the main reason for our growth over the many years in the field.

Do you have a problem that needs a customized solution? Any doubts or questions? Please let us know.

We are happy to help.

TEAM LODAX

LODAX



PADS

Ecological
Light weight
Easy to handle
High durability
High flexibility
Water-repellent
Unbreakable
Doesn't corrode
Doesn't rot
Spreads the load

Our different types:

- Square pads
- Round pads
- Round shoe pads
- Rectangular shoe pads
- Stack pads
- Inclined pads
- Conductive pads
- Rubber layered pads



Square pads



Code	Load capacity ¹ T	Length mm	Width mm	Thickness mm	Weight kg	Handles
151.05/30	4	300	300	30	2,50	1
151.08/30	8	400	400	30	4,50	1
151.10/40	10	400	400	40	6,00	1
151.12/40	12	400	400	50	7,50	1
151.12/60	15	400	400	60	9,00	1
151.15/40	15	500	500	40	9,00	1
151.15/50	15	500	500	50	12,00	1
151.20/60	20	500	500	60	14,00	1
151.10/406030	10	600	300	40	7,00	1
151.12/606030	12	600	300	60	10,00	1
151.20/40	20	600	600	40	14,00	1
151.23/50	23	600	600	50	17,00	1
151.25/60	25	600	600	60	20,00	1
151.25/40	25	800	800	40	25,00	2
151.30/50	30	800	800	50	31,00	2
151.35/60	35	800	800	60	37,00	2
151.40/50	40	1000	1000	50	49,00	2
151.50/60	50	1000	1000	60	58,00	2
151.70/80	70	1000	1000	80	78,00	2
151.80/60	80	1200	1200	60	84,00	2
151.80/80	90	1200	1200	80	113,00	2
151.110/100	110	1200	1200	100	137,00	2
151.130/120	130	1500	1500	120	257,00	4
151.160/150	160	1500	1500	150	321,00	4
151.200/150	200	2000	2000	150	570,00	4



Other dimensions available on demand.

*Warranties are subject to our terms and conditions, contact us for details.

Round pads



Round pads can be rolled to the desired location

Code	Load capacity ¹ T	Diameter mm	Thickness mm	Weight kg	Handles
151.30/RO	30	800	60	29,00	2
151.35/RO	35	900	60	37,00	2
151.35/RO1	35	1000	50	37,00	2
151.40/RO	40	1000	60	46,00	2
151.50/RO	50	1000	80	61,00	2
151.50/RO1	50	1200	60	66,00	2
151.70/RO	80	1200	80	88,00	2



Other dimensions available on demand.

¹ The load capacity depends on the surface, the weight, the type of vehicle and of the contact surface on the plate. It is also subject to climatological conditions. The capacity is based on a ground resistance of 3kg/cm² and a max. pressure of 10N/mm². In any case LODAX is not responsible for any damage on the underground.
*Warranties are subject to our terms and conditions, contact us for details.

Round shoe pads

- Use when you are working on a muddy terrain. The stabilizer feet are fixed in the shoe, this prevents them from getting stuck in the mud
- Because of the special shape, the stabilizer foot is easy to place into the pad and will not move

Code	Load capacity ¹ T	Diameter mm	Thickness mm	Weight kg	Handles
151.SPP400	10	400	80	5	1
151.SPP400PAL	10	400	80	5	1
151.SPP400MAX	10	400	80	5	1
151.SPP500	15	500	80	9	1
151.SPP600	20	600	80	15	1

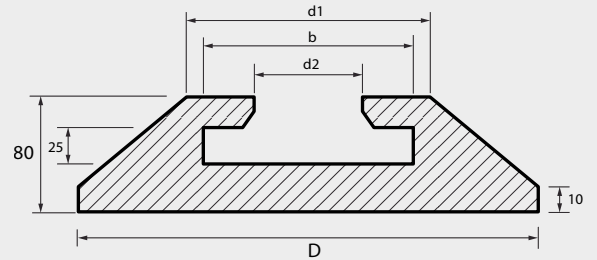
Other dimensions available on demand.

¹ The load capacity depends on the surface, the weight, the type of vehicle and of the contact surface on the plate. It is also subject to climatological conditions. The capacity is based on a ground resistance of 3kg/cm² and a max. pressure of 10N/mm². In any case LODAX is not responsible for any damage on the underground.



Technical dimensions

Code	D mm	d1 mm	b mm	d2 mm
151.SPP400	400	260	205	120
151.SPP400PAL	400	260	232	120
151.SPP400MAX	400	260	232	162
151.SPP500	500	360	256	140
151.SPP600	600	460	270	160



Rectangular shoe pads

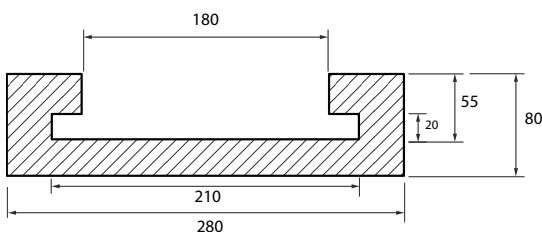
Same principle as the normal round shoe but with 2 added advantages:

- The stabilizer foot can slide in the shoe (very useful for spider cranes, for example)
- The stabilizer foot is locked in the shoe thanks to a sturdy closing system

Code	Load capacity ¹ T	Length mm	Width mm	Thickness mm	Weight kg
151.SPPR580280	10	580	280	80	8

Other dimensions available on demand.

¹ The load capacity depends on the surface, the weight, the type of vehicle and of the contact surface on the plate. It is also subject to climatological conditions. The capacity is based on a ground resistance of 3kg/cm² and a max. pressure of 10N/mm². In any case LODAX is not responsible for any damage on the underground.



Stack pads

- Stack pads are often used in combination with standard LODAX Pads
- Stack several pads to reach the requested height which would not be reachable with a normal outrigger pad. This will result in constructions of 2-3 levels to reach the desired height
- Stack pads have a standard 2-sided anti-slip finishing

Code	Length mm	Width mm	Thickness mm	Weight kg	Handles
151.BAS.5/50	500	250	50	6	1
151.BAS.5/80	500	250	80	10	1
151.BAS.5/100	500	250	100	12	1
151.BAS.10/50	1000	250	50	12	2
151.BAS.10/80	1000	250	80	19	2
151.BAS.10/100	1000	250	100	24	2
151.BAS.12/80	1200	330	80	30	2

Stack Pads are not standard pads. Load capacity of the Stack Pads depend on the construction and varies case per case. Contact us for advice and load capacity. We offer other dimensions on demand.



Conductive pads

Two electricity conductive stainless steel strips are attached to the pad so any electricity can go through. The pad minimizes the danger of electrocution and is essential for fire fighters and people working near electricity lines.

Code	Load capacity ¹ T	Length	Width	Thickness mm	Weight kg	Handles in material
151.C505040	15	500	500	40	10.2	1

Other dimensions available on demand.

¹ The load capacity depends on the surface, the weight, the type of vehicle and of the contact surface on the plate. It is also subject to climatological conditions. The capacity is based on a ground resistance of 3kg/cm² and a max. pressure of 10N/mm². In any case LODAX is not responsible for any damage on the underground.



Pads with rubber layer

These LODAX Pads are produced with the regular LODAX material but have an extra layer of rubber on top. This rubber layer offers some extra advantages:

- Protects the floor / underground both inside and outside
- The rubber is used as an antislip surface
- Dampens all vibrations and shocks caused by machines

Code	Dimensions	Load capacity ¹ T	Weight kg
151.10/40R	400x400x40mm	10	6.3
151.15/50R	500x500x50mm	10	12.2

Other dimensions available on demand.

¹ The load capacity depends on the surface, the weight, the type of vehicle and of the contact surface on the plate. It is also subject to climatological conditions. The capacity is based on a ground resistance of 3kg/cm² and a max. pressure of 10N/mm². In any case LODAX is not responsible for any damage on the underground.



Inclined pads

An innovative system which allows you to safely support your crane on rough and uneven terrain.

These LODAX Pads are equipped with 2 different sides. 1 side has a rubber layer which is used as an antislip layer while also protecting the underground. The other side is equipped with a milled center to easily place the outrigger feet.

Both models have 1 side with an inclination of 7,5°. You can combine these 2 pads to reach an inclination of 15°.

Code	Dimensions	Load capacity ¹ T	Weight kg
151.10/80I	400x400x80mm	10	7,6
151.15/80I	500x500x80mm	15	10,5

Other dimensions available on demand.

¹ The load capacity depends on the surface, the weight, the type of vehicle and of the contact surface on the plate. It is also subject to climatological conditions. The capacity is based on a ground resistance of 3kg/cm² and a max. pressure of 10N/mm². In any case LODAX is not responsible for any damage on the underground.



Anti-slip finishing

OPTIONS

Various options



Outrigger foot placement

- Extra grip thanks to the milled centre
- The outrigger foot has to be placed in the middle
- A valuable advantage for an easier placement
- Only available for round and square outrigger pads



Anti-slip finishing on 1 or 2 sides

- Improve the grip of your machines onto the pads
- Only available for round and square outrigger pads



Name engravement

- Generate brand awareness
- Extra marketing tool
- Prevent theft with a personalized product



Chain handles instead of ropes

- Extra strong for heavier pads, important when they are lifted using a machine
- Higher durability than ropes

Pads box

Our storage boxes can store single or multiple pads. They are standard equipped with fixation holes which allows you to fix the box onto any machine. Safety lock included.

Code	Description	Weight kg
151.BOX400/1	1 Pad 400x400x30/40/50/60 or 1 shoe diam. 400x80mm or 2 Pads 400x400x30	5
151.BOX400	4 Pads 400x400x30mm or 2 Pads 400x400x40/50/60 or 2 Pads / shoes diam. 400x80mm	7
151.BOX500/1	1 Pad 500x500x40/50/60mm or 1 shoe diam. 500x80mm	7
151.BOX500	2 Pads 500x500x40/50/60mm or 2 Pads / shoes diam. 500x80mm	10
151.BOX600	2 Pads 600x600x40/50/60mm or 2 Pads / shoes diam. 600x80mm	12



How to choose the correct pad?

1

Determine the load capacity

The maximum load capacity on one stabilizer foot should be communicated by the machine manufacturer or the machine reseller. You can find this information on the technical data sheet of the machines. If not, provide us the machine data and LODAX will help you with choosing the right outrigger pad.

If we don't have any information, we usually take 80% of the overall max. load capacity of the machine. This is large enough to be safe.

2

Choose the right outrigger pad

Our product tables inform you about the maximum load capacity of each pad. These load capacities are mainly calculated for construction equipment/machines like mobile cranes, aerial platforms, concrete pumps, etc.

3

Check the pressure

Check if the pressure coming from the stabilizer foot on the pad can be carried by the material of the outrigger pad

LODAX material can handle a pressure of 8N/mm² on a long period of time and up to 25N/mm² on a short period of time (10N = +/-1kg).

Example:

A stabiliser foot \varnothing 200mm should not have a load higher than 25T (100x100mm x \square x 8N/mm² = 251 328N = ~25 000kg).

4

Check the ground

After knowing the maximum load capacity on one stabilizer foot, the material and the dimensions of the outrigger pad, see if your ground or foundation can handle this pressure by consulting the following table:

Table with indicative load capacities for each type of soil

Type of foundation	Maximum allowed burden
Fine sand (< 1mm)	0,5 – 2 daN/cm ² = 0.05 – 0.2 N/mm ²
Rough sand (1-3mm)	2 – 3 daN/cm ² = 0.2 – 0.3 N/mm ²
Gravel	3 – 4 daN/cm ² = 0.3 – 0.4 N/mm ²
Soft clay soil	0,4 – 0,8 daN/cm ² = 0.04 – 0.08 N/mm ²
Medium-hard clay soil	1,5 – 3 daN/cm ² = 0.15 – 0.3 N/mm ²
Hard clay soil	3 – 4 daN/cm ² = 0.3 – 0.4 N/mm ²
Rock formation	10 – 30 daN/cm ² = 1 – 3 N/mm ²

The machine user has the obligation to make an examination of the ground bearing capacity before setting up the machine.

Example:

A LODAX Pad 800x800x40mm with a load of 15T would react as 0,023kg/mm² so ~0,23N/mm² so 23N/cm² (15 000kg / 800x800mm).

This outrigger pad should be used on a minimum ground density of "Medium-hard clay soil" or "Rough sand" as seen on the table.

5

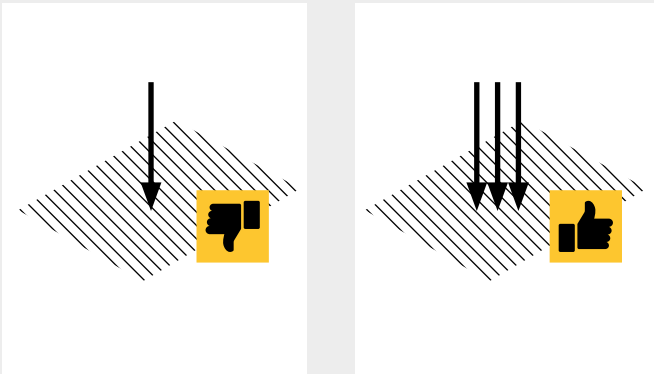
Consider the thickness

LODAX material is flexible: it can bend at the edges when there's high pressure. The areas of the pad that bend lose contact with the ground, reducing the surface where the weight is spread. To avoid the pad from bending and increase its effectiveness, choose a thicker pad.

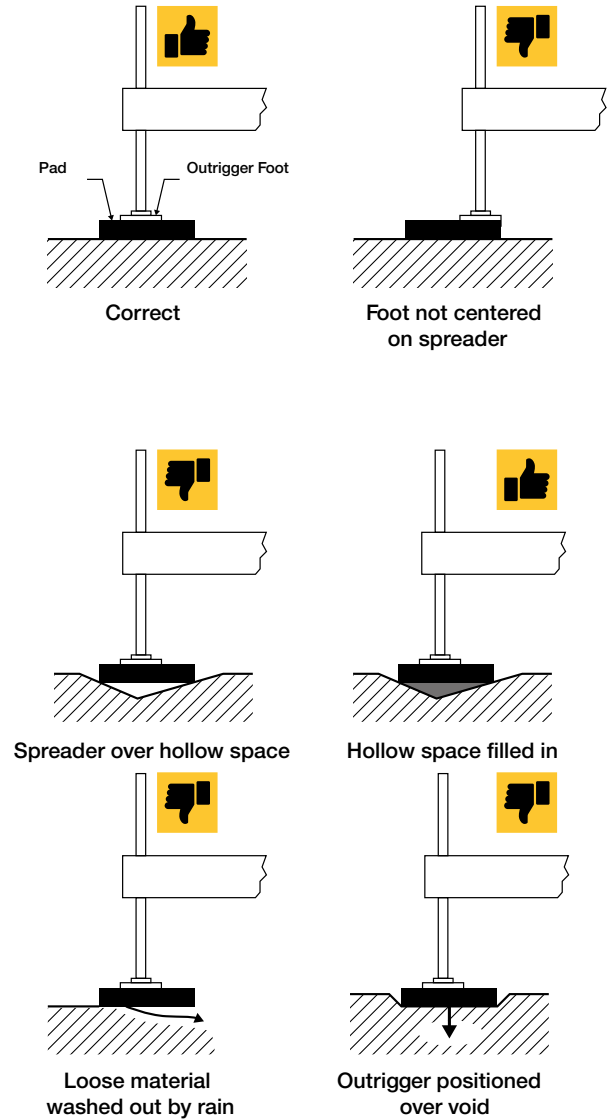
Please contact us if you have any doubts.

Good to know:

All information concerning capacity and dimensions of our outrigger pads is based on normal and safe conditions. Be aware that following elements also influence the use: weather conditions, the stability of the surface and the maximum load capacity of the foundation. Always try to maximise contact with the outrigger pad as shown on the drawing below.



Examples of good and bad practice



“Spread the load and avoid accidents.”

LODAX

CRIBBING SOLUTIONS

High resistance to heavy loads

Stabilizes the machines or loads

Does not corrode, rot or absorb liquid

Durable solution

Resists most of chemicals and oils

Light units

Easy to keep clean

Our different types:

- Cribbing Blocks
- Step Blocks

Cribbing Blocks®

Our interlocking cribbing blocks are designed to mainly support and stabilise static loads (e.g. heavy machinery, piping elements, etc.). The blocks can securely be piled on top of each other to create a multi-layered platform. Made of recycled plastic material which is a much safer choice compared to wood.

Code	Product & Dimensions	Description	Weight kg
154.01.01	Cribbing Block 1174x140x140mm	/	16.5
154.01.02	Cribbing Block 448x140x140mm	/	6.5
154.02.01	Top or base Pad 1200x1200x80	To increase the stability and strength of a cribbing platform.	100
154.02.02	Top or base Pad 500x500x60mm	To increase the stability and strength of a cribbing platform.	12.3
154.03.01	Wedge Pads 400x120x130mm	To fill in small spaces between the load and the cribbing platform.	4
154.04.01	V-shaped block 500x250x80mm	To support piping elements, wheel axles, heavy tubes, etc.	6
154.05.01	Steel load spreader Ø350x25	For a better distribution of the point load if the contact area on the cribbing blocks is small.	20



Check out the next page for information regarding platforms and their load capacities.



Cribbing block 448x140x140mm



Cribbing block 1174x140x140mm

Example of platform

2x Top/base pad
500x500x60mm

9 x Cribbing blocks
448x140x140mm



Good to know

Use the blocks to support heavy machines during any maintenance activity. Combine a hydraulic jack with the blocks for added cribbing safety.



Options



Top/base pad



Wedge Pad



Steel Pad



V-shaped blocks

Good to know

Use the blocks to support heavy tubes or piping elements, using the special V-shaped blocks.

Platforms and load capacity*

A Cribbing Block platform can consist of multiple levels and can be quickly built according to your desired height.

Type of block pile	Blocks 448x140x140mm		Blocks 1174x140x140mm	
	In use with base & top pads	Yes	No	Yes
Maximum load capacity (T)*	49	36	174	130
Advised maximum height of pile with base & top pads	1300mm or 10 layers		3500mm or 25 layers	

*Based on our load capacity test results: 5N/mm² for a short period of time and 3N/mm² for a long period of time. Please study our technical user guide well before utilisation (especially regarding minimum contact surfaces on pile and on top & base plate).

Kits for blocks 448x140x140mm

The easiest way to be sure you have what you need, is by choosing a cribbing block kit.

Each kit consists of the blocks, a top and a base pad.

Accessories like the steel load spreader can be ordered separately.



3 Blocks Kit
3 Cribbing Blocks
2 Top/base Pads
Height of 235 mm



15 Blocks Kit
15 Cribbing Blocks
2 Top/base Pads
Height of 735 mm



30 Blocks Kit
30 Cribbing Blocks
2 Top/base Pads
Height of 1360 mm

Some examples of kits:

Step Block


A block designed to crib, block or stabilize forklifts, scissor lifts, heavy equipment, etc.

The stairway design allows for support of machines (for example the forks of the forklifts on different heights). Made of LODAX-material with a rubber layer on the bottom to offer an anti-slip advantage.

When equipping the metal protection profile on one of the steps, the maximum load capacity is increased to 25 T.



Code	Description	Dimensions	Load capacity1 T	Weight kg
159.03.001	Step block	550x285x120mm	25 with metal profile	10.6
159.03.002	Metal profile	142x110x50mm	-	1



*Lodax Cribbing Blocks is a patented product under the European Union intellectual property office (EUIPO).
N° of certificate N°004540789-0001.*

LODAX



MATS

Ecological

Light weight

Easy to handle

High durability

High flexibility

Water-repellent

Unbreakable

Doesn't corrode

Doesn't rot

Spreads the load

Our different types:

- Premium Mats
- Heavy Equipment Mats
- Budget Mats

Premium mats



10mm thickness



Code	Advised load capacity T	Load capacity ¹ Min - Max T	Length mm	Width mm	Thickness mm	Weight kg	Handles
152.PP200510	10	1-15	2000	500	10	10	2
152.PP201010	10	1-15	2000	1000	10	20	4
152.PP301010	10	1-15	3000	1000	10	30	4

- Our premium quality
- Light and very strong
- Max. 100 T load capacity
- Personalisation possible
- Equipped with 2 or 4 handles

15mm thickness



Code	Advised load capacity T	Load capacity ¹ Min - Max T	Length mm	Width mm	Thickness mm	Weight kg	Handles
152.PP200515	45	1-80	2000	500	15	15	2
152.PP201015	45	1-80	2000	1000	15	30	4
152.PP300515	45	1-80	3000	500	15	22,5	2
152.PP301015	45	1-80	3000	1000	15	45	4



500mm width



1000mm width

20mm thickness



Code	Advised load capacity T	Load capacity ¹ Min - Max T	Length mm	Width mm	Thickness mm	Weight kg	Handles
152.PP201020	60	1-100	2000	1000	20	40	4
152.PP301020	60	1-100	3000	1000	20	60	4

Did you know?

These are our standard mats. We offer ground protection mats up to a maximum of 6000x2000x100mm

Interested?

Contact us:
info@lodax.eu

REMARK:

We strongly advise to use connectors to attach the mats and to maintain a max. speed of 5 km/h. (3-5mph)

¹ The load capacity depends on the surface, the weight, the type of vehicle and of the contact surface on the plate. It is also subject to climatological conditions. The capacity is based on a ground resistance of 3kg/cm² and a max. pressure of 10N/mm². In any case LODAX is not responsible for any damage to the surface or vehicle.

Never use our mats to cross trenches. We engineer them so they keep a level of elasticity/flexibility to spread the load with higher efficiency.

*Warranties are subject to our terms and conditions, contact us for details.




Heavy Equipment Mats

1 YEAR WARRANTY*

Our Heavy Equipment Mat is our best solution for heavier machines.

- The most resistant to wear and tear caused by heavy machinery
- Thickness 30mm or 40mm
- Wide enough for sizes of machines
- Made of high density post-industrial recycled plastic
- Proprietary high grade inox connection system
- Fast installation with the help of a crane and two people
- An exclusive LODAX system for mat-handling using the lifting eye: gives possibility to handle 4 mats simultaneously (also possible to manipulate the mats with a forklift truck or a crane arm (lifting eye needed))

- Our most powerful mats
- Max. 150T load capacity



Each side of the mat has a different finishing:

- One side with milled grooves to provide better traction for machines
- One side with a flat surface to protect the ground underneath.

The ground protection mat is standard available in two thicknesses: 30mm & 40mm.

Heavy Equipment Mats



Code	Description	Advised load capacity ¹ T	Load capacity ¹ Min - Max T	Measurements (LxWxH) mm	Weight kg
157.02.01	Heavy Equipment Mat 30mm	100	1-120	3000x2400x30	195
157.02.02	Heavy Equipment Mat 40mm	120	1-150	3000x2400x40	265
157.02.04.01	Option: Lifting eye for 30mm mat	-	-		2
157.02.04.02	Option: Lifting eye for 40mm mat	-	-		2,5



REMARK: We strongly advise to use connectors to attach the mats and to maintain a max. speed of 5 km/h. (3-5mph)

¹ The load capacity depends on the surface, the weight, the type of vehicle and of the contact surface on the plate. It is also subject to climatological conditions. The capacity is based on a ground resistance of 3kg/cm² and a max. pressure of 10N/mm². In any case LODAX is not responsible for any damage to the surface or vehicle. Never use our mats to cross trenches. We engineer them so they keep a level of elasticity/flexibility to spread the load with higher efficiency.

*Warranties are subject to our terms and conditions, contact us for details.

Construction site realized by



Construction site realized by



Budget Mats

1 YEAR WARRANTY*

The economical version of our ground protection mats. Decent quality for a competitive price.

- Recycled plastics are used in the manufacturing process
- Lightweight and easy handling
- Bigger sizes are adapted to width of trucks

- Our economical type
- 3 sizes
- Standard equipped with 1 side striated anti-slip finishing

Budget Mats

Code	Advised load capacity ¹ T	Load capacity ¹ Min - Max T	Length mm	Width mm	Thickness mm	Weight kg	Handles
152.PPEC0151012	10	1-15	1500	1000	12	17	4
152.PPEC0240612	15	1-20	2440	610	12	17	2
152.PPEC0241212	15	1-20	2440	1220	12	34	4



REMARK: Budget Mats should only be used on firm and even ground. We strongly advise to use connectors to attach the mats and to maintain a max. speed of 5 km/h. (3-5mph)¹ The load capacity depends on the surface, the weight, the type of vehicle and of the contact surface on the plate. It is also subject to climatological conditions. The capacity is based on a ground resistance of 3kg/cm² and a max. pressure of 10N/mm². In any case LODAX is not responsible for any damage to the surface or vehicle. Never use our mats to cross trenches. We engineer them so they keep a level of elasticity/flexibility to spread the load with higher efficiency. *Warranties are subject to our terms and conditions, contact us for details.



OPTIONS

Various Finishings



152.NAME/PC

Name engraving

- Generate brand awareness
- Extra marketing tool
- Prevent theft with a personalized product
- Only available for Premium Mats



152.AS3

Anti-slip finishing on 1 or 2 sides

- Improves the grip of machinery and pedestrians onto the mat
- When it's rainy, mats without anti-slip finishing are very slippery
- Only available for Premium Mats \leq 1000mm width



152.AS2N

Milled grooves

- Milled grooves for a better grip of tires and tracks
- Often used for heavy duty machinery
- Perfect to use when working on uneven terrains
- Only available for Premium Mats \geq 20mm thickness



152.HANDLE/PC

Extra handles

- Each ground protection Mat is standard equipped with handles (except the Heavy Equipment Mat)
- Extra handles makes it easier to carry the mat. It also enable to use extra connection systems when necessary

Storage boxes

Code	L X W X H mm	Weight kg	Max. Budget Mats 1500x1000x12	Max. 500mm W Premium Mats	Max.1000mm W Premium Mats
152.PPBOXECO	1635 x 1132 x 800	73	40	/	/
152.PPBOX	2120 x 1120 x 800	93	/	90 (10mm thickness) 60 (15mm thickness) 50 (20mm thickness)	45 (10mm thickness) 30 (15mm thickness) 25 (20mm thickness)
152.PPBOX3000	3120 x 1120 x 800	120	/	90 (10mm thickness) 60 (15mm thickness) 50 (20mm thickness)	45 (10mm thickness) 30 (15mm thickness) 25 (20mm thickness)



1



2



3



4

Connection Systems

To connect Mats in a straight path (roadway)

Code	Type	Appropriate for*
152.CON5	Connector type I Single - for Mats with all thicknesses	BM / PM
152.CON10	Connector type C - for Mats with 10mm thickness	PM
152.CON12	Connector type C - for Mats with 10/12mm thickness	BM / PM
152.CON15	Connector type C - for Mats with 15mm thickness	PM
152.CON20	Connector type C - for Mats with 20mm thickness	PM


*PM = Premium Mats | BM = Budget Mats | HEM = Heavy Equipment Mat



To create a platform with Mats

Code	Type	Appropriate for*
152.COND	Connector type I Double - for Mats with all thicknesses	BM / PM

*PM = Premium Mats | BM = Budget Mats | HEM = Heavy Equipment Mat



For our Heavy Equipment Mats

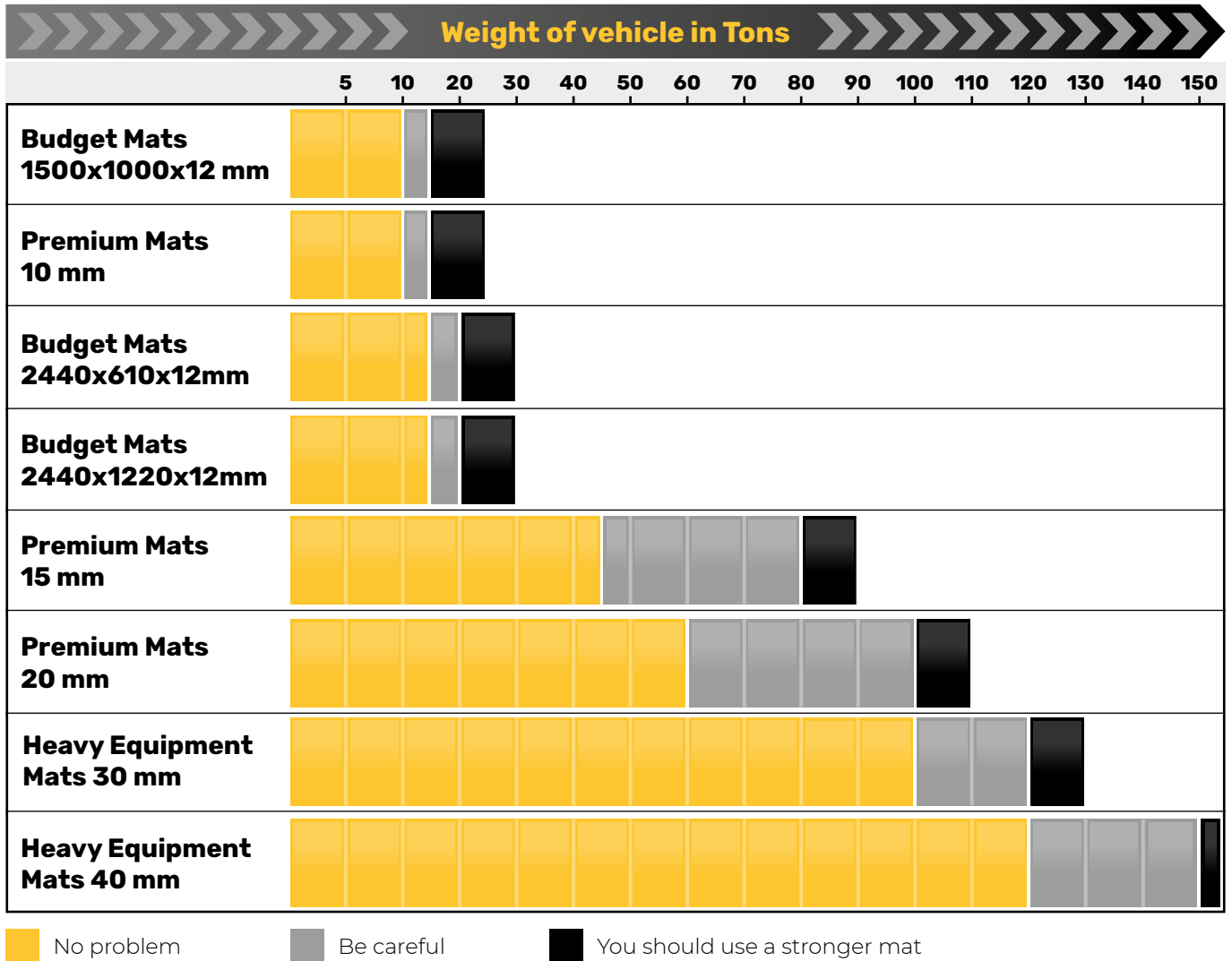
Code	Type	Appropriate for*
157.02.03	Connector for Heavy Equipment Mats	HEM

*PM = Premium Mats | BM = Budget Mats | HEM = Heavy Equipment Mat



How to choose the correct mat?

Choosing a ground protection mat can be a daunting task. To make this choice a little easier, here you can find a tool that can help you make a choice.



*This advice is based when the mats are used on dry and firm ground. Please contact us in case the mats are used in a different situation.

**“Decrease accidents,
increase productivity
and mind our environment.”**



**PROTECT THE
SOIL AND GIVE
STABILITY A
BOOST.**

LODAX

TRENCH BRIDGE

The lightest and most
durable trench crossing
bridge out there.

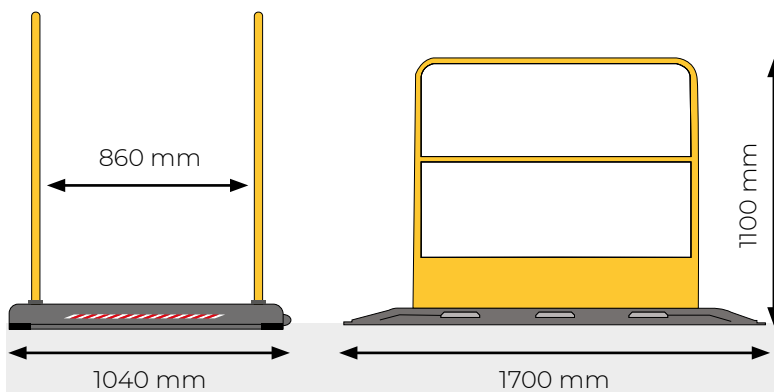
Trench Bridge

- Light - reinforced bottom plate made of ultra-hard recycled plastic
- Effortless handling - only one person needed
- Durable plastic material - resistant to degradation caused by weather conditions: does not rust, rot, etc.
- Handrails - provide safety for pedestrians and wheelchair users, removable for transport
- Connectable - can be connected to other trench bridges to cover longer trenches
- Anti-slip surface - to increase safety while crossing
- Safety tape - increases visibility
- Drill holes - to secure to the ground for an increased stability and to avoid theft
- DIN4420-1 standards approved

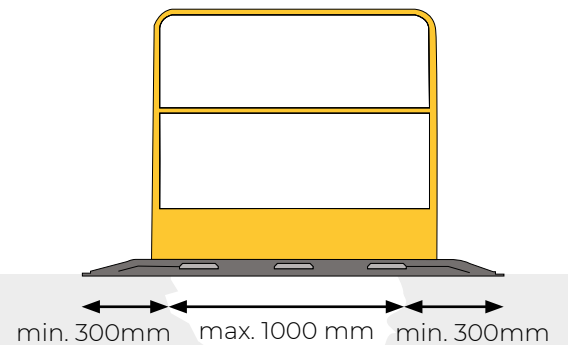


Code	Product	Dimensions (LxWxH)	Weight kg	Max. load	Material	Color
155.01.01	Trench Bridge	1700 x 1000 x 80 mm	21 kg	1000 kg	HDPE	Grey
155.02.01	Handrails	1155 x 1100 x 25 mm	10 kg / unit	-	Painted steel	Yellow

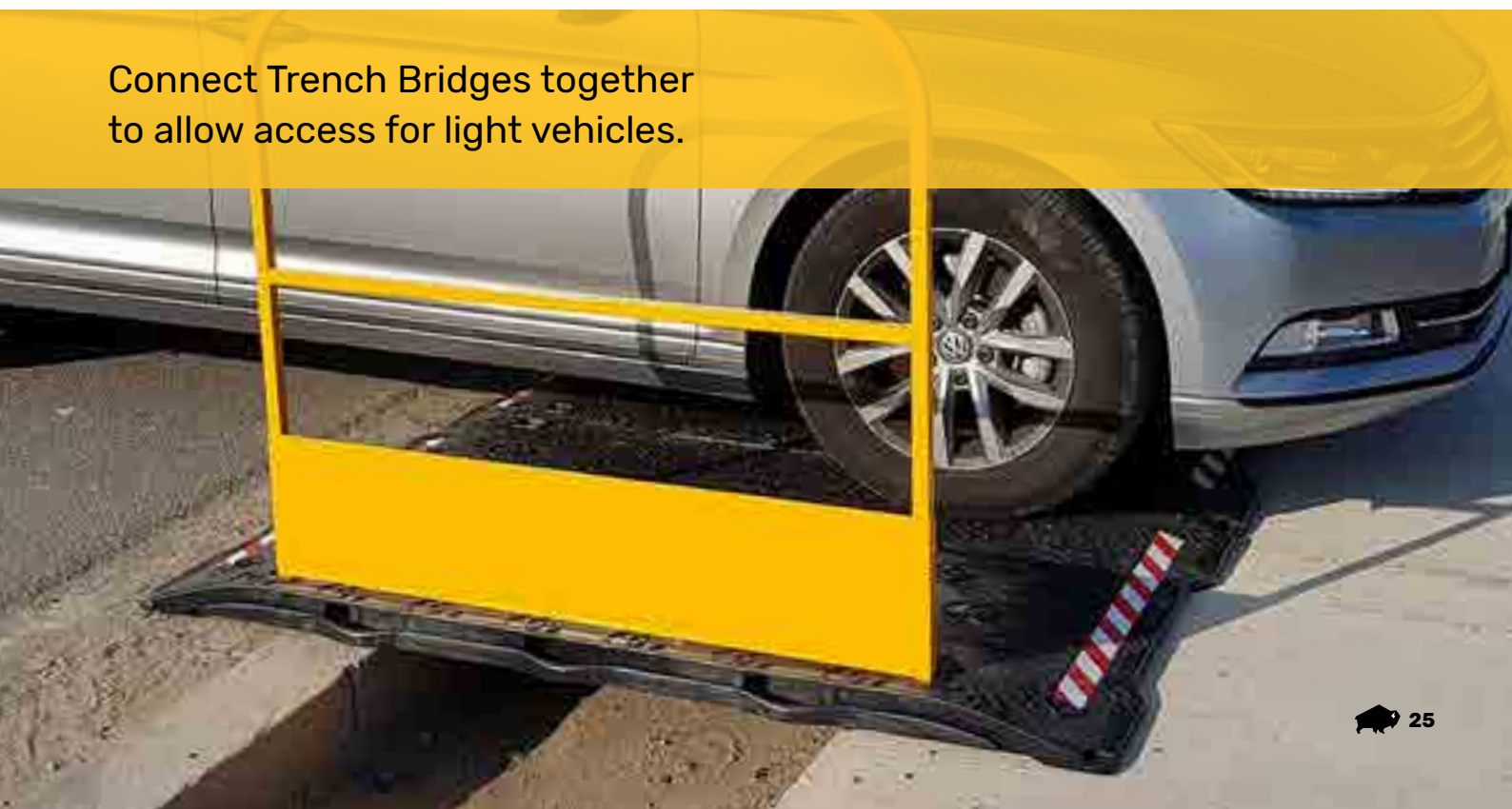
Dimensions



Precautions



Connect Trench Bridges together to allow access for light vehicles.



Safety Features

Trench Bridges meet the DIN 4420-1 standards for working and protection and are standard equipped with the following safety features:


- Anti-slip surface to avoid falls in wet or muddy conditions
- Handles to easily carry the plates to their destination
- Highly visible safety tape to alert people of dangers or construction conditions.
- Anti-slip caps to maintain the trench bridge in place during use.
- 4 drill holes available to secure to the ground.
- Lateral male/female connection of the bridges to avoid a gap between them



Anti-slip surface



Handles




Safety tape



Anti-slip caps





**CREATE
SAFE CROSSING
PATHS OVER
TRENCHES
UP TO A METER
WIDE.**

LODAX

CUSTOM PRODUCTS

Designed according to your needs

Every situation and application is different. Thanks to our engineering department we can work out your specific request and create a solution that's best for you.

Other handles, shapes, fixing systems, drillings or an entire new product; you name it, we engineer it!

A few of our projects

1. Platform created of custom made ground protection mats to support metal wires and protect the floor.
2. Custom made mat to support engines, pumps, ... Can also be used as a collecting tray for liquids.
3. Custom made modular access ramp which grants passage to any type of machine. Can be set at several heights.
4. Custom made pad with a higher altitude to reach stabilizers. Special trapezium shape to spread the load more effectively.
5. Custom made pads to support containers.
6. Custom made pad for hydraulic jacks provides a higher stability for a heavy truck undergoing maintenance.

Interested?

These are just a few of our many projects. If you have a special request, don't hesitate to contact us through info@lodax.eu



1



2



3



4



5



6



Extensive Production Capabilities

Our Business Unit CGK Industry & Building Components is a specialized manufacturer of technical plastic parts. As LODAX is an important part of this Business Unit, it has access to high-end systems specially designed to machine technical plastics.

Thanks to this advantage, we can offer custom solutions to our customers working in several industries.

Tested and approved

In order to assure the safe use of our outrigger pads and ground protection mats, we decided to put our pads and mats (with the exception of Budget Mats) through a compression test by VKC (University test centre specialized in plastics). A pressure test was done starting from 2000N to 18000N using a mandrel with a diameter of 20mm. Each time the material endures a certain pressure, the impact is marked. In this way we can see at what pressure our material starts to deform.

At 10000N the mandrel starts to leave a slightly visible mark into the LODAX sample. This means that our pads can easily support 25N/mm² without any damage to the product (test was done on a hard surface during a limited time).



Quality assured

To ensure that we always deliver LODAX pads and mats with the same level of quality, we organise a periodical quality analysis of the material using FTIR analysis. This test can be compared to a DNA analysis – experts check the data with those of the original test to see if it matches the “approved” quality.

Our outrigger pads (except stack pads and shoes) receive a lifetime warranty. The Premium mats have a warranty of 10 years (details on demand).

It's all about safety

We deliver you tested and high quality products. When used according to the advised guidelines you will benefit from a much safer working environment.



Manufacturer with an extensive production facility



Technical help with choosing the right product



Periodical quality tests



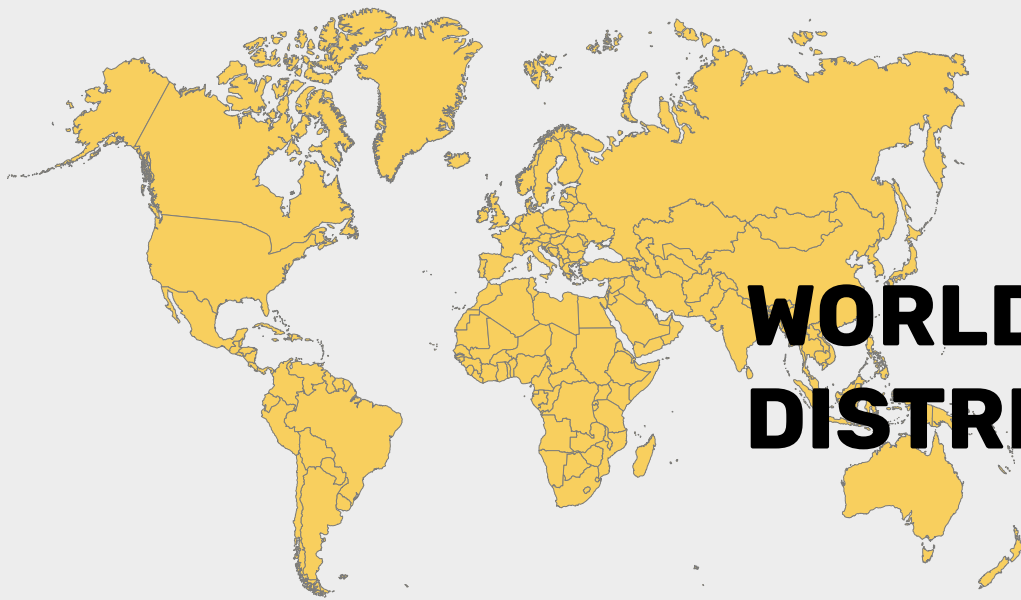
Large stock and fast deliveries



Engineering and co-engineering



Own R&D department



WORLDWIDE DISTRIBUTOR

Testimonials

Willy Vandervoort
Spare Parts & Transport Manager BLE

"In our range you will only find outrigger pads of LODAX. The reason is simple. The pads are solid, strong and fabricated with durable material.

Next to the very qualitative products, we also highly appreciate the services they offer. We always receive quick responses when asking a price or a technical question, even when it's about a custom-made product. Quite often our orders are delivered before the initial delivery terms.

We certainly recommend LODAX."

"Engineered to meet your needs"

Accessories Manager at one of the market leaders of truck-mounted cranes, tail-lifts, ...

"We have chosen LODAX as a partner for following reasons:

- Quality of the product
- Professional attitude and service of the staff
- Excellent price-quality

The quality is consistent and we haven't had a single problem concerning quality. Our logo is engraved onto the outrigger pads. This option is highly appreciated by our dealers and customers and contributes to the success of our sales."



Our sales team



Geert Denutte
Founder

T +32 (0)56 43 10 57
geert@lodax.eu



Thierry Bourse
Business Unit Manager

T +32 (0)56 43 10 54
thierry@lodax.eu



Kathleen Casteur
Internal Sales

T +32 (0)56 42 22 03
kathleen@lodax.eu



Johan Staelens
External Sales BENELUX

T +32 (0)56 28 97 08
johan@lodax.eu



Pablo Taïpe Porras
Internal International sales & marketing

T +32 (0)56 28 97 02
pablo@lodax.eu



Frank Hennecke
Managing Director LODAX GmbH

T +49 621 78948489
frank@lodax.de



Daniel Timmerman
General Sales Canada

T +1 519 280 16 26
daniel@lodax.eu

Our offices

LODAX Main office and production

IZ Gullegem - Moorsele C3020
Westlaan 7 - 8560 Gullegem
BELGIUM
T +32 (0)56 42 22 02
info@lodax.eu
www.lodax.eu

LODAX GMBH

Scarrastr. 12
D-68307 Mannheim
GERMANY
info@lodax.de

Responsible for:

- Germany
- Austria
- Switzerland
- Lichtenstein

LODAX USA

7220 N.W. 32 Street
Miami, Florida - 33122
USA
info@lodaxusa.com

Responsible for:

- USA
- Caribbean

LODAX DE MEXICO

Costa Verde #2467 Col.
Contry la Costa
Guadalupe, Nuevo Leon CP.
67174
MEXICO
ventas@lodax.com.mx

Responsible for:

- Mexico



A brand of CGK Industry & Building Components

IZ Gullegem - Moorsele C3020
Westlaan 7 - 8560 Gullegem
BELGIUM
T +32 (0)56 42 22 03
info@lodax.eu
www.lodax.eu