

ZEUS

DIECI ZEUS TELEHANDLER 3.3 - 4 T / 7 - 10.6 M



33.11

35.10

40.7

DIECI
AUSTRALIA

PERFORMANCE

Machine model	ZEUS 33.11	ZEUS 35.10	ZEUS 40.7
Maximum capacity	3300 kgs (7275 lb)	3500 kg (8378 lb)	4000 kg (8818 lb)
Maximum lifting height on wheels	10.60 m (34.8 ft)	9.75 m (32 ft)	7.06 m (23.2 ft)
Maximum horizontal extension on wheels	7.35 m (24.1ft)	6.45 m (21.2 ft)	3.90 m (12.8 ft)
Fork swiveling angle	146°	146°	146°
Pull-out force	5700 daN (12814 lbf)	5700 daN (12814 lbf)	6000 daN (13489 lbf)
Towing force	7300 daN (16411 lbf)	7300 daN (16411 lbf)	8200 daN (18434 lbf)
Maximum climb angle	40%	40%	60%
Unladen weight	8200 kg (18078 lb)	8000 kg (13448 lb)	7700 kg (16976 lb)
Max speed (referred to wheels with maximum permitted diameter)	40 km/h (21.7 mph)	30 km/h (21.7 mph)	40 km/h (24.9 mph)

BOOM

Machine model	ZEUS 33.11	ZEUS 35.10	ZEUS 40.7
Lifting	8.7 s	8.7 s	6.6 s
Getting off the basket	5.0 s	5.0 s	3.9 s
Extension	8.6 s	7.6 s	5.5 s
Retraction	5.2 s	4.6 s	3.3 s
Forward swiveling	2.7 s	2.7 s	2.1 s
Reverse swiveling	1.6 s	1.6 s	1.3 s

ENGINE

Machine model	ZEUS 33.11	ZEUS 35.10	ZEUS 40.7
Brand	FPT	FPT	FPT
Nominal power	93 kW (125 HP)	93 kW (125 HP)	93 kW (125 HP)
@rpm	2200 rpm	2200 rpm	2200 rpm
Operation	4-stroke	4-stroke	4-stroke
Injection	Mechanical direct	Mechanical direct	Mechanical direct
Number and arrangement of cylinders	4, Vertical in line	4, Vertical in line	4, Vertical in line
Displacement	4485 cm³ (274 in³)	4485 cm³ (274 in³)	4485 cm³ (274 in³)
Consumption	230 g/kWh (378.35 lb/Hp h)	230 g/kWh (378.35 lb/Hp h)	230 g/kWh (378.35 lb/Hp h)
@rpm	2200 rpm	2200 rpm	2200 rpm
Emission standards	Stage IIIA/Tier 3	Stage IIIA/Tier 3	Stage IIIA/Tier 3
Cooling system	Liquid	Liquid	Liquid
Intake	Turbo compressor after-cooler	Turbo compressor after-cooler	Turbo compressor after-cooler

DIFFERENTIAL AXLES

Machine model	ZEUS 33.11	ZEUS 35.10	ZEUS 40.7
Axles types	2 steering, with 4 planetary reduction gears	2 steering, with 4 planetary reduction gears	2 steering, with 4 planetary reduction gears
Type of steering	4 wheels / transversal / 2 wheels	4 wheels / transversal / 2 wheels	4 wheels / transversal / 2 wheels
Front axle	Rigid	Rigid	Rigid
Rear axle	Swinging	Swinging	Swinging
Service brake	Oil bath with servo brake on front and rear axle	Oil bath with servo brake on front and rear axle	Oil bath with servo brake on front and rear axle
Park brake	Automatic spring applied hydraulic release	Automatic spring applied hydraulic release	Automatic spring applied hydraulic release

HYDRAULIC SYSTEM

Machine model	ZEUS 33.11	ZEUS 35.10	ZEUS 40.7
Hydraulic pump type	Gear pump for power steering and movements	Gear pump for power steering and movements	Gear pump for power steering and movements
Hydraulic pump capacity	130 L/min (34.3 gal/min)	130 L/min (34.3 gal/min)	180 L/min (47.6 gal/min)
Max. operating pressure	24.0 MPa (3481 psi)	24.0 MPa (3481 psi)	25.0 MPa (3626 psi)
Distributor control	4in1 proportional Joystick	4in1 proportional Joystick	4in1 proportional Joystick

REFUELING

Machine model	ZEUS 33.11	ZEUS 35.10	ZEUS 40.7
Hydraulic motor (total)	140.0 L (36.98 gal)	140.0 L (36.98 gal)	160.0 L (42.27 gal)
Diesel tank	100.0 L (26.42 gal)	100.0 L (26.42 gal)	180.0 L (47.55 gal)

TRANSMISSION

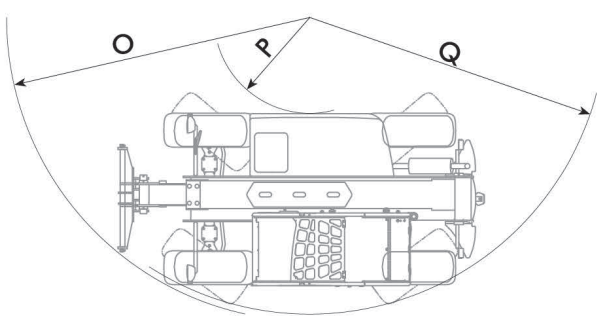
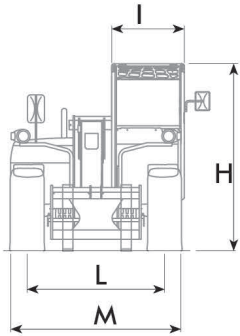
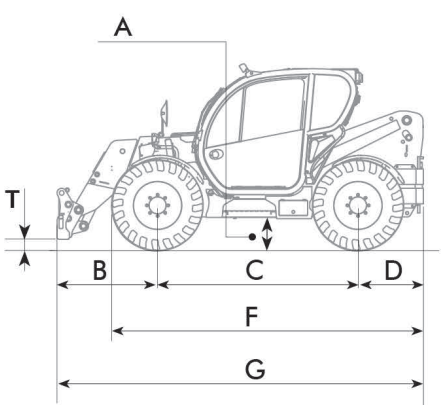
Machine model	ZEUS 33.11	ZEUS 35.10	ZEUS 40.7
Transmission type	Hydrostatic with variable flow pump	Hydrostatic with variable flow pump	Torque converter with Power Shift EVO 2 reversing mechanism and electric control
Hydraulic motor	Hydrostatic with continuous automatic adjustment	Hydrostatic with continuous automatic adjustment	-
Reversal	Electro-Hydraulic	Electro-Hydraulic	-
Inching	With hydraulic pedal for controlled forward movement	With hydraulic pedal for controlled forward movement	With electronic pedal for controlled forward movement
Transmission gearbox	Servocontrolled 2-speed	Servocontrolled 2-speed	6 forward gears / 3 reverse gears with electronic control

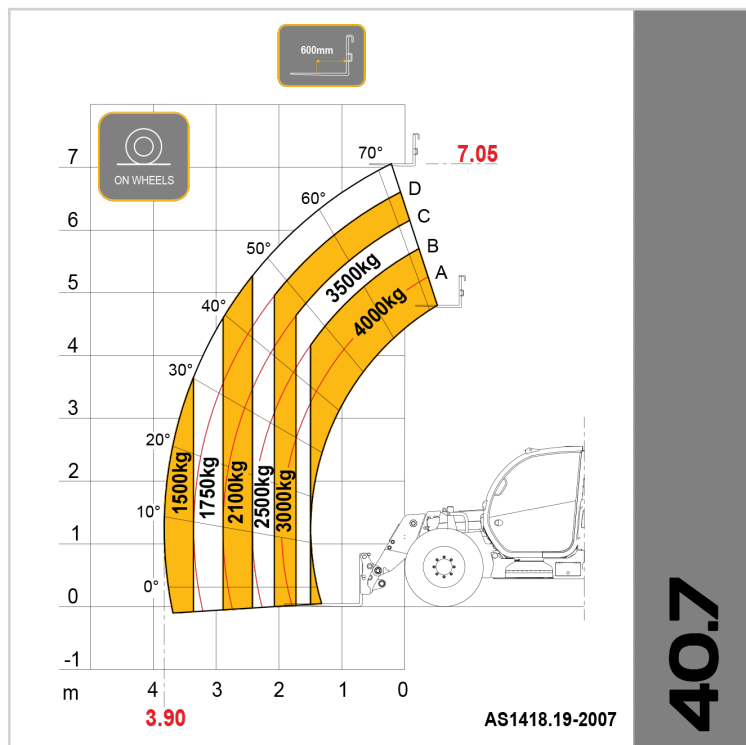
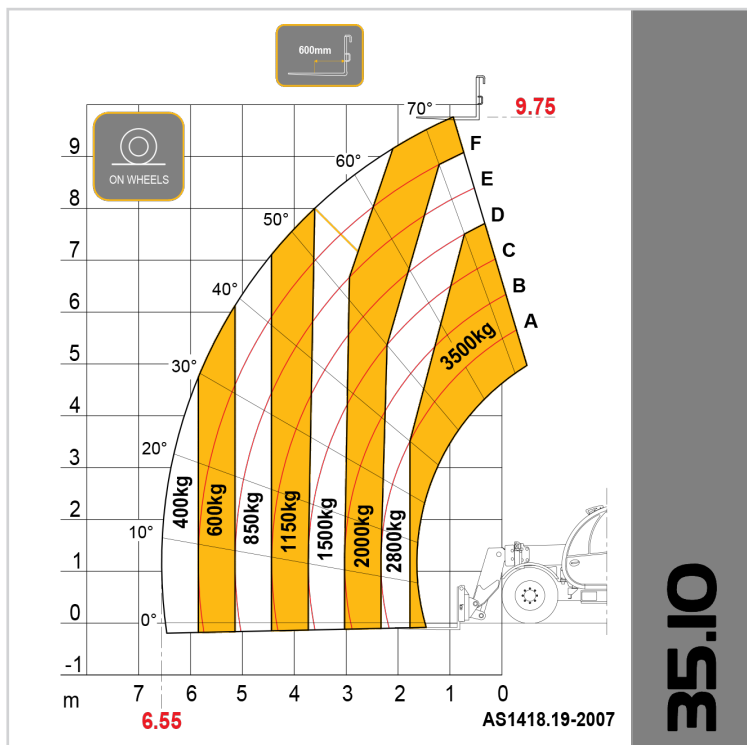
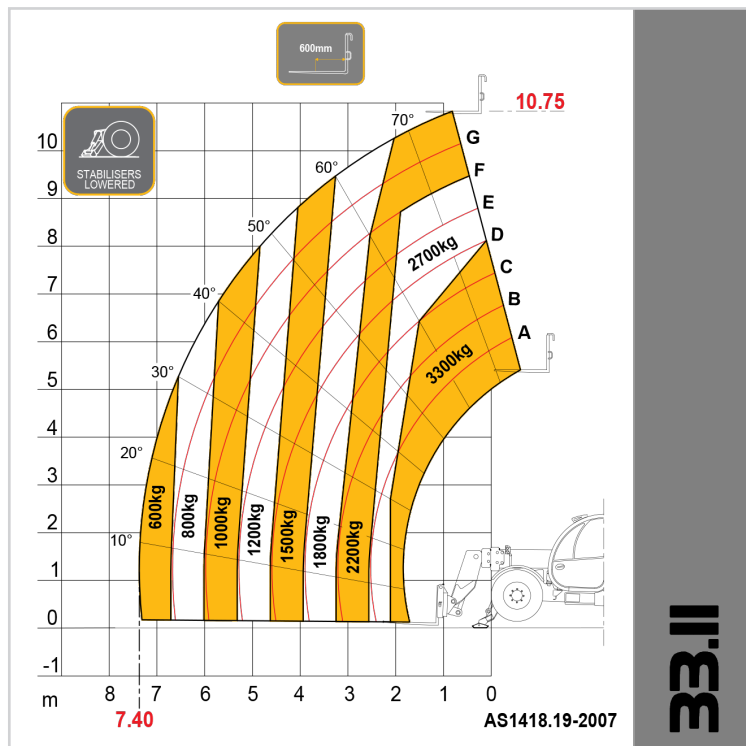
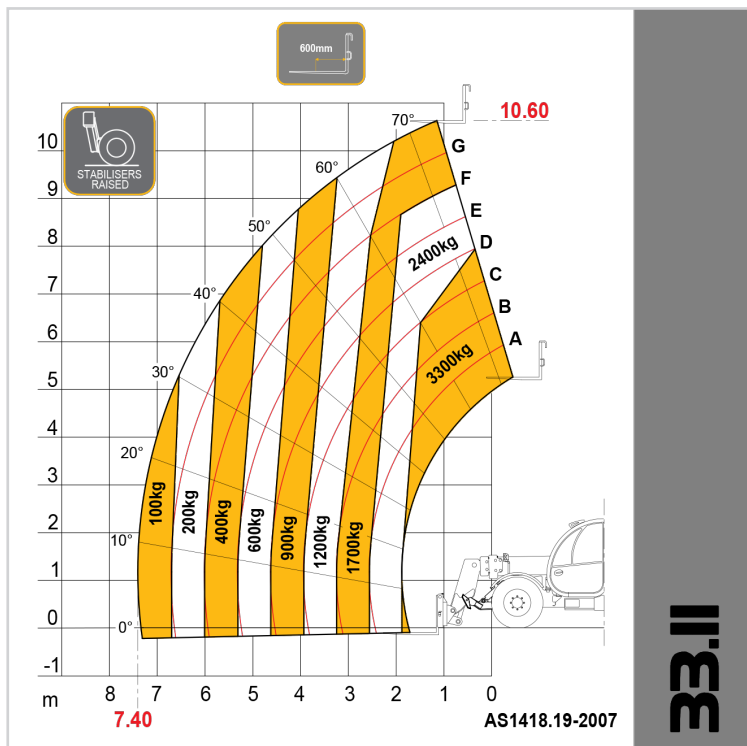
TYRES

Machine model	ZEUS 33.11	ZEUS 35.10	ZEUS 40.7
Standard tyres	400/70x20"	400/70x20"	400/70x24"

DIMENSIONS

Machine model	ZEUS 33.11	ZEUS 35.10	ZEUS 40.7
A	340 mm (13.4 in)	340 mm (13.4 in)	360 mm (14.2in)
B	1730 mm (68.1 in)	1380 mm (54.3 in)	1475 mm (58.1 in)
C	2600 (102.4 in)	2600 (102.4 in)	2750 mm (108.3 in)
D	970 mm (38.2 in)	970 mm (38.2 in)	850 mm (33.5 in)
F	4060 mm (159.8 in)	4060 mm (159.8 in)	4175 mm (164.4 in)
G	5300 mm (208.7 in)	4950 mm (194.9 in)	5075 mm (199.8 in)
H	2310 mm (90.9 in)	2310 mm (90.9 in)	2445 mm (96.3 in)
I	940 mm (37 in)	940 mm (37 in)	940 mm (37 in)
L	1780 mm (37 in)	1780 mm (70.1 in)	1820 mm (71.7 in)
M	2290 mm (90.2 in)	2290 mm (90.2 in)	2260 mm (89 in)
O	5150 mm (202.8 in)	3700 mm (145.7 in)	5185 mm (204.1 in)
P	950 mm (37.4 in)	950 mm (37.4 in)	1320 mm (154.3 in)
Q	3450 mm (135.8 in)	3450 mm (135.8 in)	3920 mm (154.3 in)
T	183 mm (7.2 in)	220 mm (8.7 in)	200 mm (7.9 in)





Distributed by Dieci Australia and their network of authorised dealers.

25 Garner Place, Ingleburn NSW 2565
www.dieciaustralia.com.au | info@dieciaustralia.com.au
 Tel. +61 2 8795 4555

Illustrations and photos show the standard international models and may or may not include optional equipment, accessories, customer installed or modified parts, optional parts and all standard equipment with some differences in colour and features. Machine specifications are subject to change without notice and additional load charts and machine or attachment specifications may be available on request. Please refer to the operators manual for correct machine and attachment operation.

Printed in Australia SKT Zeus EXTRA-EC-AU | 1.5 2019