




PRODUCT INFORMATION

SMILES

 40 kg  71,5 - 90,5 mm  50 mm



TENTE

BETTER MOBILITY. BETTER LIFE.

HOUSINGS

PAGES: 4-7

WHEELS

PAGES: 8-11

FITTINGS

PAGES: 12-18



BETTER MOBILITY IN PREMIUM QUALITY

TENTE provides smart mobility solutions which improve people's lives and their work environment. TENTE solutions increase productivity, ensure safety and opens up new horizons in matters of design, durability as well as environmental friendliness. Leading manufacturers and companies of different industries rely on these competencies and our high production quality.

On the following pages you will find technical information about our Smiles product family. Additionally you will learn about the added value this mobility solution offers to your organisation. Among others:

Bright and colourful faces

Bear, cow, cat and aeroplane. Any combination possible.

Non-staining operation

Non-staining on contact with floors during long standing periods.
Can also be used for floors made of untreated wood and natural stone.

Award-winning design

Awarded with prestigious prizes by international judges.



reddot design award

HOUSINGS



FEATURES




Prevents unintended movement

Wheel lock with pedal for manual operation.



Tested quality

Tested in our own laboratory to comply with European standards.



Robust housing

Twin wheel castor for high stability and low height.



Colour matching

The colour of solid material can be adapted to the product design. Please contact us for your desired colour. Standard colours:



Award-winning design

Awarded with prestigious prizes by international judges.




Bright and colourful faces




Bear, cow, cat and aeroplane. Any combination possible.

HOUSINGS

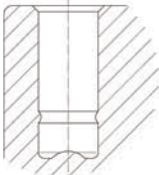
The playful housings are made of injected polyamide. The colour of the housing, faces and wheels can be adapted to your needs to get an individual design. The materials are tested in our own laboratory to ensure they comply with European standards. Non hazardous materials are used in order to comply with the RoHS directive and REACH regulation of the European Union. These do not contain polycyclic aromatic hydrocarbons or chromium (VI).



Technical data and availability

			
Description	 Housing type	Swivel castor	Swivel castor with wheel brake
	Product name	5520	5525
	Material	Polyamide	Polyamide
	Overall height	71,5 mm	71,5 mm
	Swivel bearing	Plain bearing	Plain bearing
Swivel interference	Wheel Ø 50 mm	Bear: 120 mm Cat: 120 mm Cow: 140 mm Plane: 133 mm	Bear: 120 mm Cat: 120 mm Cow: 140 mm Plane: 133 mm

Swivel bearings



Plain bearing for plug-in fittings.

Items with this sign „-“ are not available in our standard range. Please contact us.

BRIGHT AND COLOURFUL FACES

Our product family Smiles offers a wide range of different faces. Any combination possible. We can accommodate our customers' individual design preferences. Please contact us:
www.tente.com/locations



Bear



Cow



Cat



Aeroplane

WHEELS



FEATURES




Optimised manoeuvrability

Twin wheel castor with high manoeuvrability due to different effect.




Quiet rolling

Particular soft wheel versions and noise-reduced fittings for a quiet working environment.



Non-marking movement

Wheels with reduced abrasion and little cleaning requirement.



Non-staining operation

Non-staining on contact with floors when left standing for long periods. Can also be used for floors made of untreated wood and natural stone.



Non-hazardous materials

Complies with the RoHS directive and REACH regulation of the European Union. Does not contain polycyclic aromatic hydrocarbons or chromium (VI).

WHEELS

The characteristics of the wheel depend on the material. These wheels have reduced abrasion and little cleaning requirement. They are non-staining on contact with floors during long standing periods and can also be used for floors made of untreated wood and natural stone.



Supratech

Extremely versatile with a smooth-running thermoplastic rubber treat.



Basetech

Hard-wearing lightweight polypropylene wheels.

Technical data and availability



Description	Product name	Supratech	Basetech
	Article description	PJI	POI
	Tread material	Thermoplastic rubber	Polypropylene
	Tread hardness	Shore A 87	Shore D 65
	Wheel body material	Polypropylene	Polypropylene
	Temperature range	-10°C/ +40°C	-10°C/ +40°C
	Width of tread	8,5 mm	8,5 mm
Bearing type	Plain bearing	●	●
	Roller bearing	-	-
	Cone ball bearing	-	-
	Precision ball bearing	-	-
Load capacity	Wheel Ø 50 mm	40 kg	40 kg

Items with this sign „-“ are not available in our standard range. Please contact us.

Bearing types



Plain bearing for short distances.



Load capacity

The load capacity depends on the housing and wheel. It has been tested and fulfils the requirements according to EN 12528 at a speed of 0,8 km/h. When using 4 castors, to determine the necessary load capacity as follows: The sum of the weight of your application plus the additional load divided by 3 castors.

$$\frac{\text{Weight of application} + \text{load}}{3} = \text{Load capacity of one castor}$$

FITTINGS




FEATURES



Fast assembly

Faster assembly thanks to easy plug-in fittings.




Variable fitting options

Wide range of fittings in various sizes.

PLUG-IN PLATE FITTINGS

For castors with blind hole, different plug-in plate fittings are available.




Technical data and availability

						
Description	Fitting type	Blind hole	Stem with plate	Stem with plate	Stem with plate	Stem with plate
	Article description	L51-10	P41	P41	P40	P41
	Size of plate	-	38 x 38 mm	42 x 42 mm	60 x 60 mm	65 x 65 mm
	Plate hole centres	-	27 x 27 mm	32 x 32 mm	48/38 x 48/38 mm	47/42 x 47/42 mm
	Plate hole Ø	-	5,1 mm	5,1 mm	6,3 mm	6,3 mm
	Blind hole Ø	10 mm	-	-	-	-
	Compatible with blind hole Ø	-	10 mm	10 mm	10 mm	10 mm
Overall height	Wheel Ø 50 mm	71,5 mm	82,5 mm	82,5 mm	82,5 mm	81 mm

Items with this sign „-“ are not available in our standard range. Please contact us.

PLUG-IN THREADED STEM FITTINGS

For castors with blind hole fitting, different plug-in threaded stem fittings are available.



Technical data and availability

Description	Fitting type	Blind hole	Threaded stem	Threaded stem
	Article description	L51-10	S70	S70
	Threaded stem measurements	-	M8 x 15 mm M10 x 10 mm M10 x 15 mm M10 x 25 mm M10 x 35 mm M10 x 50 mm	M10 x 78 mm
	Blind hole Ø	10 mm	-	-
	Compatible with blind hole Ø	-	10 mm	10 mm
Overall height	Wheel Ø 50 mm	71,5 mm	77,5 mm	71,5 mm





Items with this sign „-“ are not available in our standard range. Please contact us.

EXPANDING FITTINGS FOR TUBES

The adjustable expanders are for a flexible installation in different tube sizes. It is available for all castors with blind holes with wheel diameter \varnothing 10 mm.



Technical data and availability

Description	i	Fitting type	  		
			Blind hole	Expander, round	Expander, square
		Article description	L51-10	R07	R47
		Expander measurements	-	\varnothing 19 - 21,5 mm \varnothing 21,5 - 24 mm \varnothing 24 - 27 mm \varnothing 27 - 30 mm \varnothing 31 - 35 mm	21,5 - 24 mm 24 - 27 mm 27 - 30 mm 32 - 35 mm 36 - 40 mm
		Bolt hole \varnothing	10 mm	-	-
Overall height		Compatible with blind hole \varnothing	-	10 mm	10 mm
		Wheel \varnothing 50 mm	71,5 mm	80,5 mm	80,5 mm





Items with this sign „-“ are not available in our standard range. Please contact us.

PLUG-IN STEM FITTINGS

For all castors with a blind hole fitting, different plug-in fittings are available which allow for a faster assembly. These fittings are installation-friendly and provide an efficient fixation.




Technical data and availability

Description	i	Fitting type	   			
			Blind hole	Collar stem with circlip	Stem with circlip	Noise-reduced collar stem with circlip
		Article description	L51-10	B10	B11	B40
		Stem measurements (Ø x Length)	-	9 x 24 mm 10 x 20 mm 11 x 20 mm 11 x 30 mm	10 x 33 mm	11 x 20 mm
		Blind hole Ø	10 mm	-	-	-
Overall height	S	Compatible with Blind hole Ø	-	10 mm	10 mm	10 mm
		Wheel Ø 50 mm	71,5 mm	76 mm	71,5 mm	76 mm

Items with this sign „-“ are not available in our standard range. Please contact us.

SOCKETS

For an easy and solid assembly under different applications, the plug-in collar stem fittings can be combined with different sockets.



Technical data and availability

Description	  			
	Socket type	Round socket for tubes	Square socket for tubes	Round socket for wooden furniture
	Article description	R20	R40	H40
	Compatible with product	B10 11 x 30 mm	B10 11 x 30 mm	B10 11 x 30 mm
	Socket Ø / collar Ø	14 / 18 mm 15 / 18 mm 16 / 18 mm 17 / 19 mm 18 / 20 mm 19 / 21 mm 20 / 21 mm 22 / 25 mm 23 / 26 mm	16 / 20 mm 17 / 19 mm 18 / 20 mm 21 / 23,5 mm 22 / 24,5 mm 23 / 25,5 mm 26 / 30 mm	15 mm
	Socket height	36 mm	36 mm	36 mm

ADDITIONAL FEATURES



Tested quality

Tested in our own laboratory to comply with European standards.



Non-hazardous materials

Complies with RoHS and REACH regulations. Does not contain polycyclic aromatic carbons or chromium (VI).

DIVERSITY WITH A SYSTEM

OUR CASTORS

Each of our product families is defined by specific criteria. The focus can lie on a high design standard, a special area of application or an exceptional load capacity. Based on these defined characteristics, a variation in each system's design is available for each particular model.

From the correct dimensions and technical specifications to the required configuration, whatever you need, our product families can offer you the ideal solution. Contact us for more information or visit our website: www.tente.com

E-Drive



⌀ 125 mm

Alpha



⌘ 70 - 500 kg
⌀ 58 - 250 mm

Delta



⌘ 300 - 600 kg
⌀ 125 - 200 mm

Delta twin



⌘ 600 - 750 kg
⌀ 125 - 200 mm

Zeta



⌘ 300 - 800 kg
⌀ 125 - 250 mm

Kappa



⌘ 300 - 2.000 kg
⌀ 80 - 300 mm

Kappa flex



⌘ 360 - 750 kg
⌀ 160 - 200 mm

Omikron



⌘ 900 - 12.000 kg
⌀ 100 - 500 mm

Radiata



⌘ 1.200 - 1.500 kg
⌀ 80 mm

Scout



150 - 350 kg
160 - 200 mm

Integral



80 - 150 kg
100 - 200 mm

Integral twin



125 - 250 kg
100 - 150 mm

Linea



40 - 150 kg
50 - 150 mm

Aviana



100 kg
75 mm

Agila



40 - 100 kg
50 - 150 mm

Stora



55 - 160 kg
75 - 160 mm

Mono



30 - 70 kg
50 - 100 mm

Galea



60 - 100 kg
100 - 125 mm

Levina



60 - 100 kg
75 - 150 mm

Anika



40 - 50 kg
55 - 75 mm

Lumina



20 - 100 kg
35 - 100 mm

Stylea



40 - 100 kg
35 - 100 mm

Smiles



40 kg
50 mm

Compacta



10 - 40 kg
14 - 50 mm

EXPERTISE THAT INSPIRES

CONTACT US

We are a global company that offers on-the-spot support on five continents thanks to our equal opportunity service and in-depth knowledge.

Additionally, our experienced solution experts can advise you on the best mobility solution for your needs. Find your local TENTE contact on our website: www.tente.com/locations

INCREASE YOUR EFFICIENCY

With our smart mobility solutions, we help you save time, effort, energy and operational costs. This way you can improve your working methods and conditions, thereby optimising your processes to ensure increased productivity, profitability and safety. Request our solution catalogue or read on our website how our customers benefit from our customised solutions: www.tente.com/solutions


SAVE DEVELOPMENT TIME

You can find technical drawings, 3D cad files and product data sheets on our website: www.tente.com/smiles

GET MORE INFORMATION

You can download catalogues and brochures on our website – and find useful information and customer references too: www.tente.com/download





www.tente.com



PRODUCTIVITY



SAFETY



DESIGN



DURABILITY



ENVIRONMENT