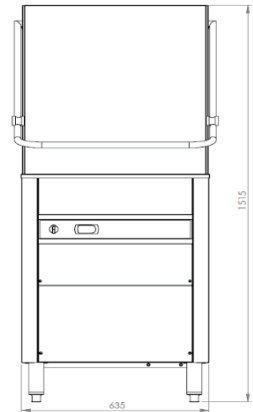
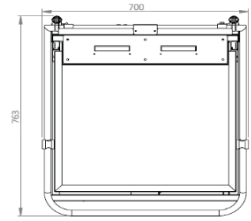
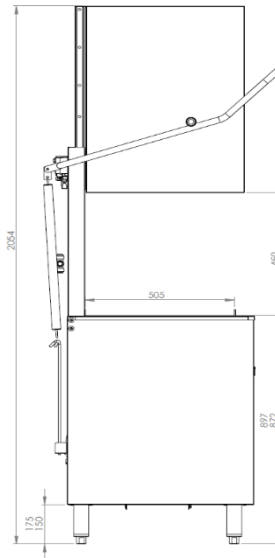


## NORRIS FI 750



### FEATURES

- **Warranty:** 2 years parts and labour, 5 years on the cabinet (see p.26 for conditions & extended warranty offer)
- Made tough in our factory in Caves Beach NSW
- Robust 304 Stainless steel handmade cabinet
- Heating boiler made from Type 316 stainless steel
- Stainless steel wash and rinse arms
- Large 304 Stainless Steel Filters / Scrap Trays
- **Electromechanically Controlled Operation**
- **Connects to cold water**
- Robust 880W German Wash Pump
- Reliable European heating elements made from Incoloy® 825, resistant to corrosion and cracking - elements last longer
- Ergonomic pass-through dishwasher
- Recirculating wash system
- 90 second cycle
- Three phase power connection
- Hood safety cut out switch
- Rinse temperature controlled by thermostop function for sanitation compliance
- Large useable wash height 460mm
- Drain pump for easy installation
- No Stem pipe = safe, easy operation, improved WH&S
- Easy servicing access
- Optional steam condenser available

### INCLUSIONS

- 2 x Plate Racks 500mm x 500mm
- 1 x Cup rack 500mm x 500mm
- 1 x Cutlery container
- 1 x Water connection hose
- 1 x External Seko WD35 detergent/rinse aid injection dosing system

### TECHNICAL DATA

Height	
Cabinet inc. legs:	1515 mm
With hood extended:	2054 mm
Usable Wash:	460 mm
Width	
Cabinet:	635 mm
Inc. handle:	660 mm
Depth	
Cabinet:	633 mm
Inc. handle:	763 mm
Capacities	
Loads/Hour:	40*
Water per Cycle:	2.5 L**
Wash Pump:	880 W
Wash Tank:	25 L
Boiler:	6 L
Element (wash):	3,000 W
Element (boiler):	10,600 W
Dosing system:	Seko WD35
Temperatures	
Wash Temp:	65 °C
Rinse Temp:	88 °C
Plumbing	
Drain System	Smart Drain Pump
Water Connection	¾" BSP (cold)
Electrical	
Volts/Hz/Phase:	415 V AC/50Hz/3+N
Current:	20 A/Phase

\* Subject to incoming water temperature 20°C

\*\* Subject to incoming water pressure

Water pressure requirements are: 10L/min at 200-400 kPa max.