

AUTEL MAXISYS

# ULTRA S2

## ANOTHER LEAP FORWARD

Building on the award-winning Autel MaxiSYS MS Ultra, the Ultra S2 sets a new industry standard for efficiency and accuracy with upgraded hardware, and advanced diagnostic features, delivering near OEM-level diagnostics and beyond.

### 6-IN-1 VCMi2 ENHANCED VEHICLE COMMUNICATION & MEASUREMENT DEVICE

Advanced VCI/J2534 pass-thru programmer, improved 4-channel oscilloscope, Multimeter, Waveform generator, CAN-Bus Tester, and standalone Remote Expert device, all in a lighter and more compact chassis.



ULTRA S2



MS919 S2



MS909 S2

VCI2

# DATA-DRIVEN DIAGNOSTICS WITH ENHANCED PID ANALYSIS

**Data Visualization:** Enhanced graphing capability to visualize multiple parameters to identify the relationship between PIDs and pinpoint system anomalies.

**Live Data Fusion:** Record and compare value changes across multiple systems

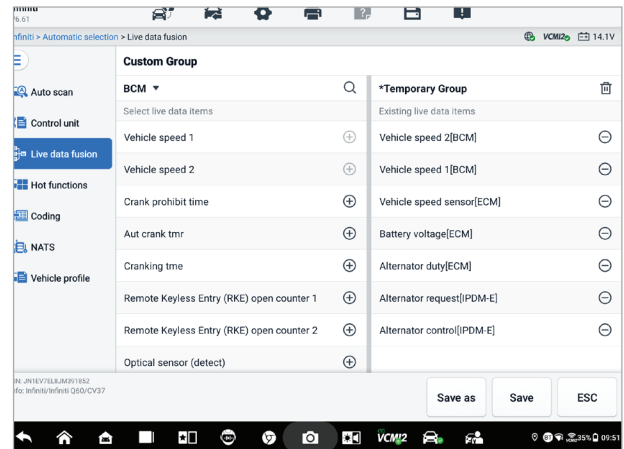
**Parameter Grouping:** Multi-PID selection for analyzing related parameters simultaneously. Ideal for engine fault and performance and emissions troubleshooting.

**Reference Sampling:** Record, store, and review selected PIDs for pre- and post-repair comparison that will flag min, max, and average.

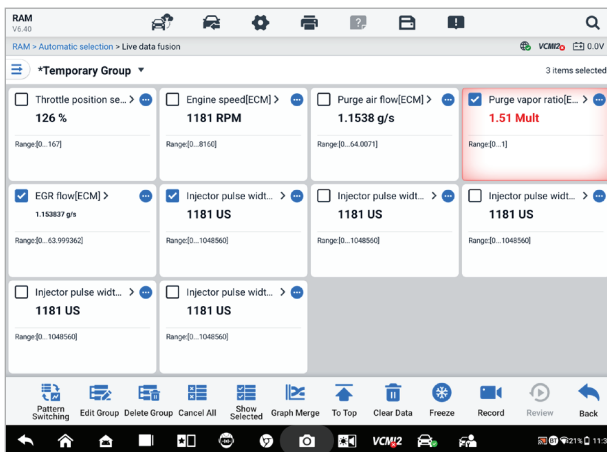
**Real-Time, Split-Screen Analysis:** Access the oscilloscope directly from the current Live Data screen



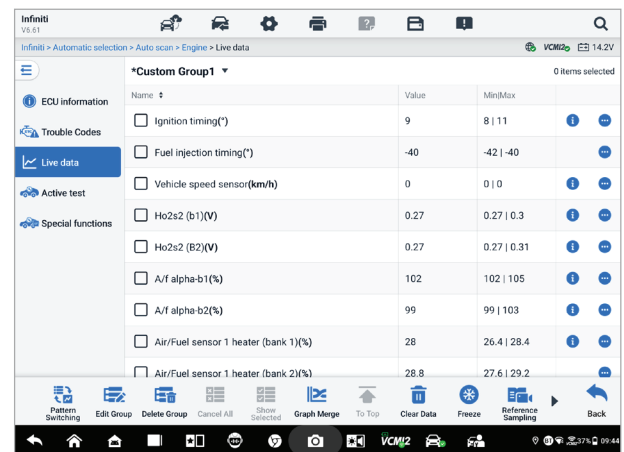
## DATA VISUALIZATION



## LIVE DATA FUSION



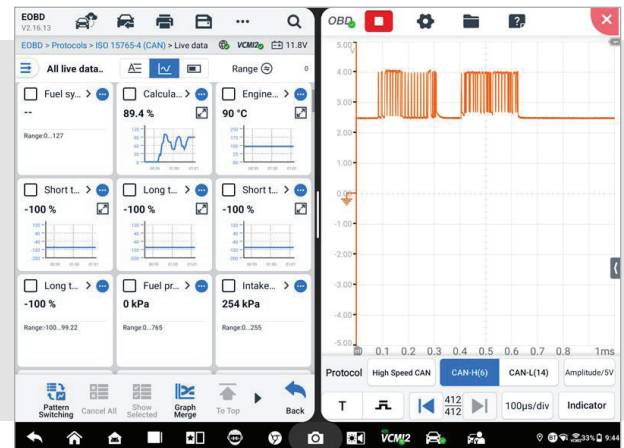
## PARAMETER GROUPING



## REFERENCE SAMPLING

## ENHANCED SPLIT-SCREEN DIAGNOSTICS DIAGNOSTICS + X (MULTIPLE APPLICATIONS)

- Live Data + Oscilloscope (Ultra S2 & MS919 S2 Only)
- Topology + Component Location
- Fault Scan + Ping Network
- Topology/List + Data Trouble Code (DTC)

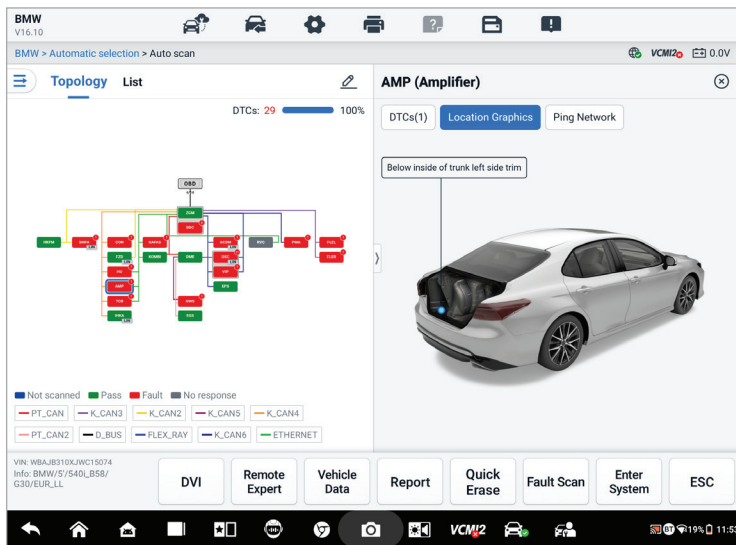




## MEET MAX, YOUR HANDS-FREE VIRTUAL ASSISTANT:

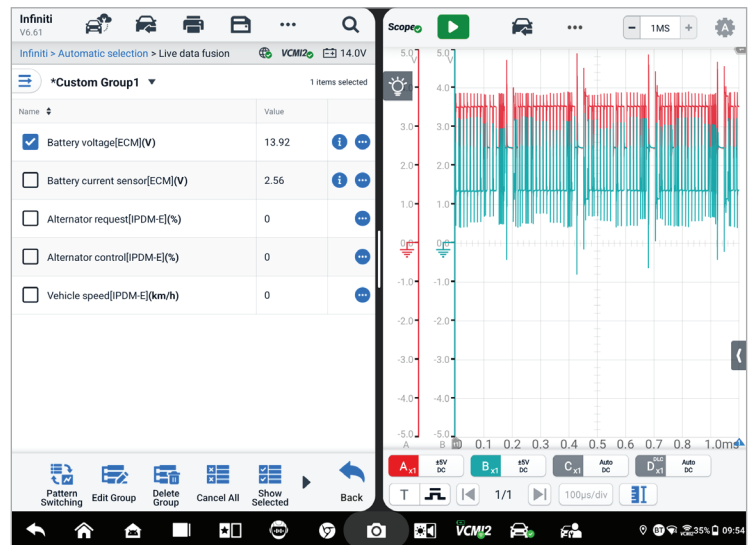
**"Hey MAX, open service menu."**

MAX enables hands-free navigation of the Ultra S2 interface and provides verbal command functionality for various tasks and functions. Effortlessly initiate a system scan, access maintenance tasks, or execute active tests.



## TOPOLOGY 3.0- DYNAMIC NETWORK ANALYSIS

- OE-Style System Analysis of Multi-Speed Communication Protocol Networks
- Active Module and Network Analysis: Locate and Directly Ping ECUs to Test Signal Quality and Network Integrity
- At-a-Glance Color-Coded Module Status

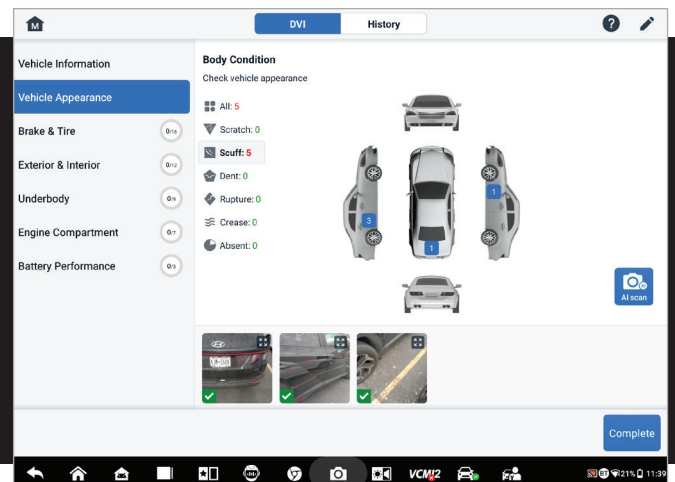


## ENHANCED OSCILLOSCOPE FUNCTIONALITY INTEGRATED & IMPROVED - ULTRA S2 & MS919 S2 ONLY

- Launch Scope directly from Live Data Analysis
- New Comprehensive Electrical Vehicle Tests: AC and DC Charging, High Voltage Component, Interlock Loop Signal, Power-On Control, Resolver Sensor, and Thermal Management System
- Added Parasitic Current Draw, Swing Tests

## ADVANCED DIGITAL VEHICLE INSPECTION THOROUGH MULTI-POINT DVI

- AI-powered image analysis for auto-detection of dents and scratches
- Pair with Autel TBE200 Tire Tread Examiner and ITS600 TPMS tool to produce detailed tire analysis
- Vehicle status report. Track maintenance. Maximize revenue and customer satisfaction.



Item	Description	MaxiSys Ultra S2	MaxiSys MS919 S2	MaxiSys MS909 S2
Hardware	Processor	2.7G 8-core	2.7G 8-core	2.7G 8-core
	Storage	12GB+512GB	12GB+256GB	12GB+256GB
	Screen	13.7" Anti-glare Screen (2176×1600)	11" Anti-glare Screen (2176×1600)	11" Anti-glare Screen (2176×1600)
	Android System	Android 13	Android 13	Android 13
	Battery	18000 mAh	15000 mAh	15000 mAh
	Camera	R:16M, F:16M	R:16M, F:16M	R:16M, F:16M
	Wi-Fi	Dual Wi-Fi 6	Dual Wi-Fi 6	Dual Wi-Fi 6
	DC Fast Charging	DC	DC	DC
	Bluetooth	Supported	Supported	Supported
	VCI	VCMI 2	VCMI 2	VCI 2
	Oscilloscope	4 Channel	4 Channel	Not Included
	Multimeter	Supported	Supported	Not Supported
	Charging Dock	Fast Charge - Included	Not Included	Not Included
Diagnostic Function	Voice Assistance	Supported	Supported	Supported
	Topology	Based on ECU Network + module location	Based on ECU Network + module location	Based on ECU Network + module location
	Auto Scan	Yes	Yes	Yes
	Graphic Live Data Screen	Multi-system	Multi-system	Multi-system
Protocols	DoIP	Supported	Supported	Supported
	CanFD	Supported	Supported	Supported
	J2534	Supported	Supported	Supported
	D-PDU	Supported	Supported	Supported