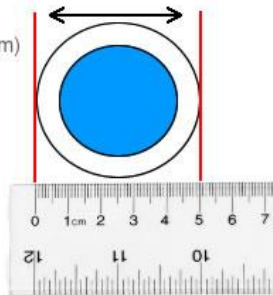


Shrink Sleeves

To assist in choosing the right sized shrink sleeve you need to determine the widest part your shrink sleeve has to cover - measure your exact diameter (mm). Then you must determine your cut length. This is a personal choice, but this must be at least 2mm above the height of your lid and atleast another 2mm below the lip or widest part you wish to cover. **Provide these measurements to our staff who use a formula to determine the right sleeve for you.** See below examples.

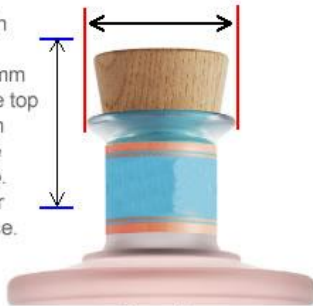
View from above.
Measure your diameter (mm)
at the widest part.

- Step 1.** Measure your exact diameter (mm)
- Step 2.** Measure your cut length (mm)
- Step 3.** Provide these measurements to our staff who will use a formula to work out the right size and then send you samples to test.



Measure widest part to be covered by sleeve

Cut length must be atleast 2mm above the top and 2 mm below the bottom lip. Customer preference.



Example


Measure widest part to be covered by sleeve



Example

Measure widest part to be covered by sleeve

Minimum cut length 2mm above the top and 2mm below the rim.



Example