



HERCULES
COMPLETE LIFTING SOLUTIONS

info@hercules.com.au | 02 9966 5600 | www.hercules.com.au



INDUSTRIAL
LOGISTIC



HOSPITALS



AIRPORTS
& PRIVATE
AVIATION



INTEGRATED
LOGISTICS &
RETAIL CHAINS

M6.5



4,5 km/h
(2,8 mph)



6.000 kg
(13.228 lb)



300 kg
(661 lb)



2,5 m
(98,4")

Pedestrian operated electric tug mainly designed for moving trailers and heavy wheeled loads.

It is a powerful vehicle, easy to handle at the same time. It can be equipped with various accessories, i.e. hooks and ballasts, allowing it to tow up to **6.000 kg on flat grounds.**

The M6.5 is equipped with a swivel tiller head, with a safety sensor, so that it works only in the presence of assigned personnel.

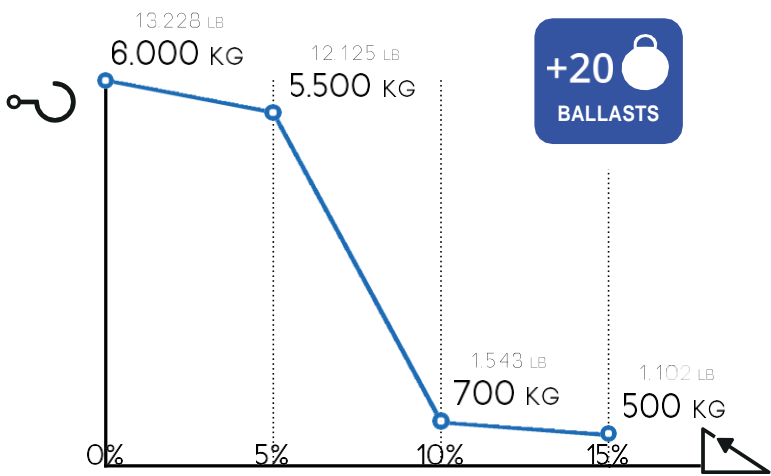
The motor is equipped with an electromagnetic **brake, blocking of the vehicle, while standing.**

Thanks to its characteristics, it contributes to a **safer and more efficient working environment.**

Our electric vehicles are not only CE certified but, more than 80% of the range is covered by the UL **certification, which guarantees its suitability to the** standards applicable in relation to potential risk of **fire, electric shock and mechanical hazards.**



TOW CAPACITY



MOST POPULAR ACCESSORIES




10 KG BALLASTS



ADJUSTABLE CONNECTION



TOWBALL TRAILER HITCH



NON-MARKING WHEELS (3 WHEELS)



HERCULES
COMPLETE LIFTING SOLUTIONS

info@hercules.com.au | 02 9966 5600 | www.hercules.com.au



INDUSTRIAL
LOGISTIC



HOSPITALS



AIRPORTS
& PRIVATE
AVIATION



INTEGRATED
LOGISTICS &
RETAIL CHAINS

M6.5

with lifting system



4,5 km/h
(2,8 mph)



6.000 kg
(13.228 lb)



300 kg
(661 lb)



2,5 m
(98,4")

Pedestrian operated electric tug mainly designed for moving trailers and heavy wheeled carts. M6.5 couples to the trailers on the rear side through an electric elevator adjustable in height.

It is a powerful vehicle, easy to handle at the same time. It can be equipped with various accessories, i.e. hooks and ballasts, allowing it to tow up to **6.000 kg on flat grounds.**

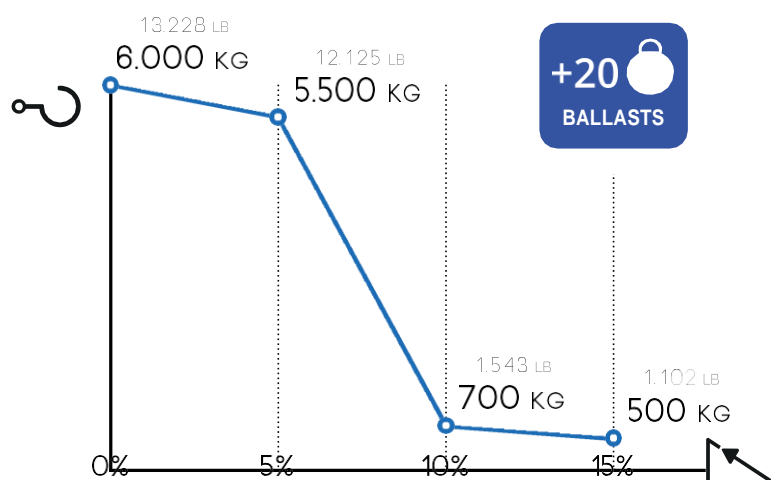
The M6.5 cart mover is equipped with a swivel tiller head, with a safety sensor, so that it works only in the presence of assigned personnel.

The motor is equipped with an electromagnetic **brake, blocking of the vehicle, while standing.**

Thanks to its characteristics, it contributes to a **safer and more efficient working environment.**

Our electric vehicles are not only CE certified but, more than 80% of the range is covered by the UL **certification, which guarantees its suitability to the** standards applicable in relation to potential risk of **fire, electric shock and mechanical hazards.**

TOW CAPACITY



MOST POPULAR ACCESSORIES




10 KG BALLASTS



ADJUSTABLE CONNECTION



TOWBALL TRAILER HITCH



NON-MARKING WHEELS (3 WHEELS)

