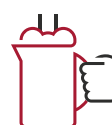




# 1500S+

PERFECT FOR  **200** COFFEES PER DAY.

With a 10-inch touch display, the new WMF 1500 S+ speciality machine offers all information at a glance. Geared towards medium-sized coffee enterprises in a wide range of areas, numerous templates ensure that the fully automatic machine fulfils the needs of all users visually and functionally. The revolutionary Dynamic Coffee Assist permanently guarantees the highest quality of all espresso based coffee specialities offered by the WMF 1500 S+.



**BASIC  
STEAM**



**EASY  
MILK**

DYNAMIC MILK  
OPTIONAL



**HOT  
CHOC**



**AUTO  
CLEAN**

## UNIT SPECIFICATIONS

Nominal power rating	2.75 - 3.5 kW
Recommended daily output	Up to 200 cups
Max. hourly output*	Up to 180 cups
coffee bean hopper	1100g (550g centered)
Choc or topping container	Approx. 1500 g
Mains power connection	230V / 1ph / 15amps
Dimensions (width / height / depth)	325 mm / 716 mm / 590 mm
Empty weight, depending on fittings	Approx. 36 kg
Continuous sound pressure level (LpA)**	< 70 dB (A)
Continuous Water Connection	3/8" with tap
Waste Connection	Within 1m

\* Depending on cup size, quality settings and flow. \*\* The A-rated sound pressure level LpA (slow) and LpA (impulse) at the workplace of the staff using the machine is less than 70 dB (A) in every mode. From 5° dKH (carbonate hardness), a WMF water filter must be used. All technical changes, typographical mistakes and errors reserved for the entire contents.

[wmfcoffee.com.au](http://wmfcoffee.com.au)

**1300 656 842**



## OPTIONAL EXTRAS

Name	Code
Retrofit kit feet 100 mm	33.3320.3000
Retrofit grounds through counter	33.3321.2000
Retrofit kit lockable	33.3321.3000
Bluetooth stick My Coffee App	0.0311981001
Retrofit kit cup stop	33.3322.8000
Coffee hopper extension 2.2 kg	0.0319987011

## RECOMMENDED WMF FRIDGE

Name	WMF Fridge 6.5L
Item #	03.9192.6011
Power	0.08 kW / 230 V
Dimensions (w/h/d)	231 / 350 / 534 mm
Empty Weight	16.5 kg (approx.)
Placement	Left hand side only





The WMF Easy and Dynamic Milk systems give you unparalleled milk consistency. This gives you perfect control over milk foam consistency and texture (Hot & Cold [Dynamic Milk])




The WMF Plug&Clean system is the only fully automated and HACCP certified milk cleaning system on the market. This a patented technology and exclusive to WMF.



The WMF 1500S+ features the same removable WMF brewer, allowing for unparalleled service capabilities and machine uptime.



The 1500S+ can be placed in multiple environments, configured with self service modes, auxiliary vending units and mobile systems. The 1500S+ is the versatile choice in medium volume environments.



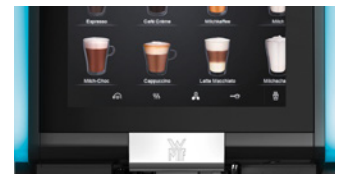
The 1500S+ is more environmentally friendly with reduced energy consumption, fewer chemicals and almost entirely recyclable. WMF is an ISO 14001 Certified brand.



Cleaning and other user functions are a breeze with a user manual of easy to follow illustrated animations on the LCD screen during the process.



The 1500S+ features high-capacity Ditting grinders which feature a fast grind rates, reduced grind noise, Longer blade life, and are easy to adjust.



The 1500S+ features a 10" menu system that can be customised for self service, food service operations and is brandable. It has the option to play video and output sound.



Features up to 3 product hoppers, which can hold multiple coffee blends, chocolate and milk powder. The 1500S+ features a visual signal with an empty message for the bean hoopers.



The 1500S+ features WMF CoffeeConnect, which allows you to remotely monitor the coffee machine and has analytics on service and beverages.



WMF Australia have an Australia wide sales & service network with trained service engineers. WMF can provide forecasted service costs for all models.



The WMF Range feature class leading energy efficiency with savings up to 40% in class (Independently certified through HKI Cert with standard DIN18873-2)

