

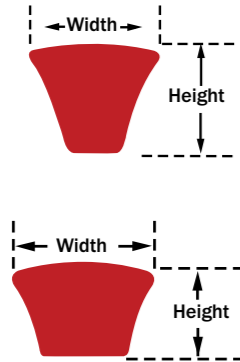
PREDATOR™

HEAVY-DUTY, WRAPPED, ARAMID CORD V-BELT

Gates Predator™ V-belts are the markets leading V-belts. They are unique and unrivalled in their extreme robustness and high load carrying capability. They are excellent problem solvers that perform well in harsh environments and in extremely demanding applications where standard V-belts have performance issues.

The Predator™ difference is in the construction: having the highest power density of any V-belt and half the stretch of standard Gates belts because of the use of high strength, high modulus aramid tensile cords.

SECTIONS & NOMINAL DIMENSIONS		
	WIDTH (MM)	HEIGHT (MM)
5VP / SPB-P	17	13
SPC-P	22	18
8VP	26	23
AP	13	8
BP	17	11
CP	22	14



PREDATOR™ 4 ORDERING CODE IS COMPOSED AS FOLLOWS	
SPB2120P	
SPB	- Section
2120	- Datum length (mm)
630	- Predator™
5VP800	
5V	- Section
P	- Predator™
800	- Effective length (1/10 inch)
AP50	
A	- Section
P	- Predator™
50	- Inside length (inch)

MAINTENANCE FREE

CONSTRUCTION

- Classical and Narrow cross-sections.
- Flex bonded aramid tensile cords.
- Double layer bare back fabric cover.
- Fibre-loaded compound for improved belt stability.
- Gates Curves provide full contact with pulley grooves for uniform loading of cords, uniform wear and increased belt life.
- Non self-igniting - the belt will not catch fire from heat build-up, even with severe slippage.

ADVANTAGES

- Maintenance free.
- Up to 2.2 times more power than standard V-belts.
- Aramid tensile cords easily handle shock loads.
- Up to 35% reduced drive cost.
- Up to 67% reduced drive width.
- Up to 50% reduced drive weight.
- Double layer bare back cover protects against slippage and punctures.
- No increase in shaft load.
- Replace MTO 8V pulleys with standard SPC pulleys.
- Reduce overhung loads.
- No need for constant re-tensioning.
- Excellent problem solver.
- Back idlers can be used.

TEMPERATURE RANGE

-35° C to +80° C

NOTE: For multiple Predator™ belt drives, matched belts must be ordered. See page 172 for more information on matched belts.

QUAD-POWER™ 4

RAW EDGE, MOULDED NOTCH, NARROW SECTION, HIGH TEMP V-BELT

REDUCE MAINTENANCE

CONSTRUCTION

- Narrow cross-section.
- Service Free.
- Exclusive EPDM rubber compound for increased temperature range to resist cracking.
- Raw edge construction.
- Notch depth is in proportion to the cross-section to ensure perfect stability.
- Precision-ground sidewalls reduce centre distance variations, vibration and uniform wedging action.
- Flex-Bonded polyester cords for equal load distribution and reduced stress from flexing.
- Fibre-loaded EPDM compound withstands high heat, ozone, sunlight and provides better cord support.
- Enhanced blue adhesion layer increases tensile cord bond.
- Double Flex-Weave™ textile backing protects the belt against wear – especially when back idlers are used.
- Non self-igniting - the belt will not catch fire from heat build-up, even with severe slippage.
- Static conductive - ISO 1813 and RMA IP3-3.

ADVANTAGES

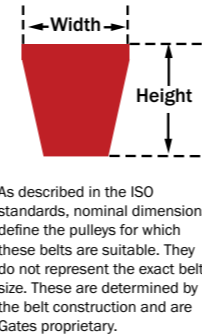
- No re-tensioning required.
- Reduce wrapped belt drive width up to 50%.
- Increase efficiency up to 3% over wrapped belts.
- Use smaller diameter pulleys than wrapped belts.
- Moulded notches reduce and evenly distribute thermal and bending stresses.
- Reduce drive maintenance.
- Match free system: all sizes meet Gates UNISET & V80® tolerances, can be installed without matching.
- Back idlers can be used.

TEMPERATURE RANGE

-50° C to +130° C

NOTE: RMA Super HC™ moulded notch (3VX, 5VX & 8VX) are rated from -57° C to +121° C

SECTIONS & NOMINAL DIMENSIONS		
	WIDTH (MM)	HEIGHT (MM)
XPZ / 3VX (SPZX)	10	8
XPA (SPAX)	13	10
XPB / 5VX (SPBX)	17	13
XPC (SPCX)	22	18
8VX (SPPX)	26	23



As described in the ISO standards, nominal dimensions define the pulleys for which these belts are suitable. They do not represent the exact belt size. These are determined by the belt construction and are Gates proprietary.



QUAD-POWER™ 4 ORDERING CODE IS COMPOSED AS FOLLOWS	
XPZ630	
XPZ	- Section
630	- Datum length (mm)
5VX1120	
5VX	- Section
1120	- Effective length (1/10 inch)

GATES AUSTRALIA PTY LTD

1-15 Hydrive Close, Dandenong South, Victoria, 3175
PH: +61 3 9797 9666 FAX: +61 3 9797 9600

GATESAUSTRALIA.COM.AU

FOLLOW: GATES AUSTRALIA



MAY 2019



DRIVEN BY POSSIBILITY™



USING PREMIUM MATERIALS AND MANUFACTURING METHODS, ALL GATES BELTS MINIMISE OR EVEN ELIMINATE THE NEED FOR ONGOING DRIVE MAINTENANCE.

POWER TRANSMISSION SOLUTIONS - V-BELTS

HI - POWER™ II

WRAPPED, CLASSICAL CROSS-SECTION V-BELT

The wrapped classical section Hi-Power™ II V-belt has a big reputation for reliability on agricultural and industrial applications.

Hi-Power™ II are used in applications across all types of industries and markets. They are renowned for out-performing and out-lasting competitor belts due to their superior construction.

Hi-Power™ II belts that last longer lead to less downtime and maintenance and hence produces more uptime.

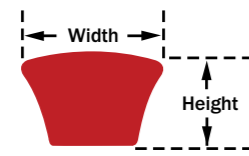
GATES CURVES



CONVENTIONAL V-BELT

GATES V-BELT

SECTIONS & NOMINAL DIMENSIONS		
	WIDTH (MM)	HEIGHT (MM)
Z (M)	10	6
A	13	8
B	17	11
C	22	14
D	32	19
E	38	25



ADVANTAGES

- Premium performance.
- Oil and heat resistant.
- Excellent performance/cost ratio.
- Suitable for dirty/dusty environments.
- Match free system: all sizes meet Gates V80® tolerances, can be installed without matching.
- Back idlers can be used.
- Tolerates mild clutching or drive slip.

TEMPERATURE RANGE

-35 °C to +60 °C

HI-POWER™ II ORDERING CODE IS COMPOSED AS FOLLOWS	
Z19	
Z	- Section
19	- Inside length (inch)



TRI - POWER™

RAW EDGE, MOULDED NOTCH, CLASSICAL SECTION, HIGH TEMPERATURE V-BELT

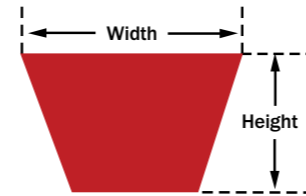
Gates Tri-Power™ V-belt is built for superior performance on heavy duty drives of classical cross-section.

The raw edge construction and special notch design makes the Tri-Power™ belt especially suited for drives requiring small diameter pulleys and back idlers.

The ethylene EPDM compound allows the belt to handle extreme temperatures up to +121 °C.



SECTIONS & NOMINAL DIMENSIONS		
	WIDTH (MM)	HEIGHT (MM)
AX	13	8
BX	17	11
CX	22	14



ADVANTAGES

- 15% capacity increase over wrapped belts.
- Increase efficiency up to 3% over wrapped belts.
- Use smaller diameter pulleys than wrapped belts.
- Moulded notches reduce and evenly distribute thermal and bending stresses.
- Match free system: all sizes meet Gates V80® tolerances, can be installed without matching.
- Back idlers can be used.

TEMPERATURE RANGE

-57 °C to +121 °C

INCREASE EFFICIENCY

CONSTRUCTION

- Classical cross-section.
- Exclusive ethylene EPDM rubber compound for increased temperature range to resist cracking.
- Fibre-loaded compound for improved belt stability.
- Raw edge construction.
- The moulded notch pattern also reduces noise.
- Precision-ground sidewalls give a uniform wedging action.
- Flex-Bonded polyester cords for equal load distribution and reduced stress from flexing.
- Non self-igniting - the belt will not catch fire from heat build-up, even with severe slippage.
- Static conductive - ISO 1813 and RMA IP3-3.

TRI-POWER™ ORDERING CODE IS COMPOSED AS FOLLOWS	
AX39	
AX	- Section
39	- Inside length (inch)

COMPACT DRIVE SAVES SPACE, WEIGHT AND MONEY

Over time, belts fail from heat cracks, stretching or excessive wear. Belt re-tensioning and replacement leads to downtime, inefficiency and loss of productivity. Only Gates molded notch V-belts offer an exclusive patented ethylene construction to keep you running when others fail.



SUPER HC™

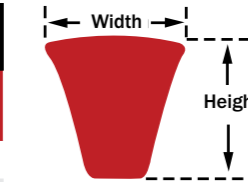
WRAPPED, NARROW CROSS-SECTION V-BELT

Pioneered by Gates, these narrow cross-sections can transmit up to 3 times the power of the classical cross-sections (A, B, C & D) in the same amount of drive space.

Super HC™ also manages speed ranges that a classical V-belt cannot handle. Suitable for all industrial applications, particularly where space, weight and power capacity are critical.

Designed for heavy industry and the harsh demands of the mining market, Super HC™ is Gates most popular V-belt construction.

SECTIONS & NOMINAL DIMENSIONS		
	WIDTH (MM)	HEIGHT (MM)
SPZ / 3V	10	8
SPA	13	10
SPB / 5V	17	13
SPC	22	18
8V (SPP)	26	23



SUPER HC™ ORDERING CODE IS COMPOSED AS FOLLOWS	
SPZ670	
SPZ	- Section
670	- Datum length (mm)
3V265	
3V	- Section
265	- Effective length (1/10 inch)

LONGER BELT LIFE

CONSTRUCTION

- Narrow cross-section.
- Fibre-loaded compound for improved belt stability.
- Gates Curves provide full contact with pulley grooves for uniform loading of cords, uniform wear and increased belt life.
- Flex-Bonded polyester cords for equal load distribution and reduced stress from flexing.
- Flex-Weave™ cover is a patented fabric construction for longer life, providing extended protection to the belt core from oil, dirt and heat.
- Non self-igniting - the belt will not catch fire from heat build-up, even with severe slippage.
- Static conductive - ISO 1813 and RMA IP3-3.

ADVANTAGES

- Up to 3 times more power in the same space or same power in 1/3 to 1/2 less space than classical belts.
- Cost and space savings.
- Longer belt life.
- Suitable for dirty/dusty environments.
- Match free system: all sizes meet Gates V80® tolerances, can be installed without matching.
- Back idlers can be used.
- Tolerates mild clutching or drive slip.


TEMPERATURE RANGE

-35 °C to +80 °C

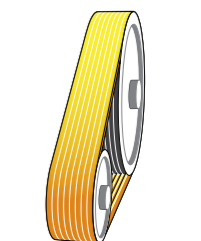


CONVENTIONAL V-BELT

GATES V-BELT



Hi-Power™ II 12 x B46
Pulley Width = 234mm
25,000 hr belt life



Super HC™ 8 x SPB1250
Pulley Width = 158mm
25,000 hr belt life