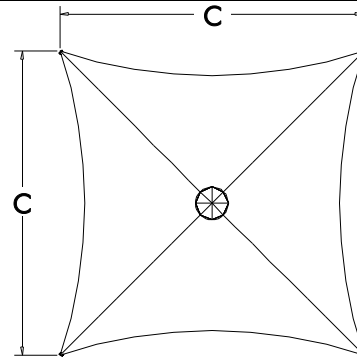
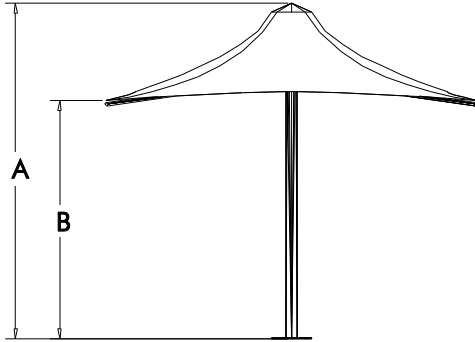


FLEXSHADE® Quartet™

- Features:**
- ✘ Fire Rated PVC with PVDF Top Finish.
 - ✘ Hot Zinc & Powder Coated Steelwork. (Alternative Stainless Steel Support Frame)
 - ✘ Stainless Steel Cables & Fittings.
 - ✘ Minimal Footings for Area Covered.
 - ✘ Designed to ASCE7 and AS1170 Code and to comply with other Codes worldwide for 160km/hr (100mph) wind speed.

Quartet™ Series

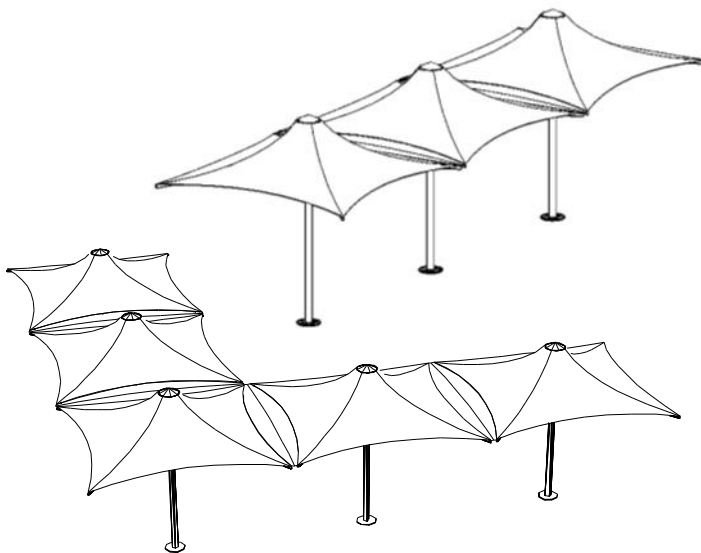
Square Module Quartet



TYPE	*A	*B	*C	SHIPPING	
				DIMENSIONS	WEIGHT
Quartet *8	2785	2100	2550	3010 x 420 x 475 mm	125 kg
Quartet *10	2865	2100	3275	3010 x 420 x 475 mm	145 kg
Quartet *14	3275	2100	4275	3010 x 420 x 475 mm	182 kg
Quartet *5M	3615	2250	5000	3300 x 420 x 475 mm	268 kg
Quartet *6M	4045	2400	6000	4125 x 420 x 475 mm	327kg
Quartet *8M	4870	2850	8000	6200 x 750 x 900 mm	650kg

Quartet™ Links

Flexshade® Quartet™ modules can be connected to provide weatherproof cover.



Flexshade® Quartet™ can be designed to suit specific customer requirements for height and plan dimension.

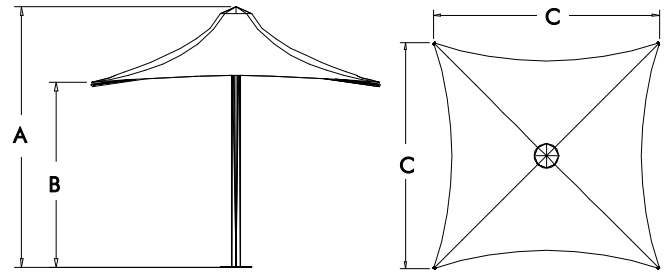


An Activity of **TENSION SPAN STRUCTURES PTY LTD** ABN 20 050 400 836
62 Commercial Road, Fortitude Valley, Queensland, Australia 4006
 Ph: (07) 3854 1900 Intl Ph: +61 7 3854 1900 Fax: (07) 3252 1252
 Email: sales@flexshade.com Web: www.flexshade.com

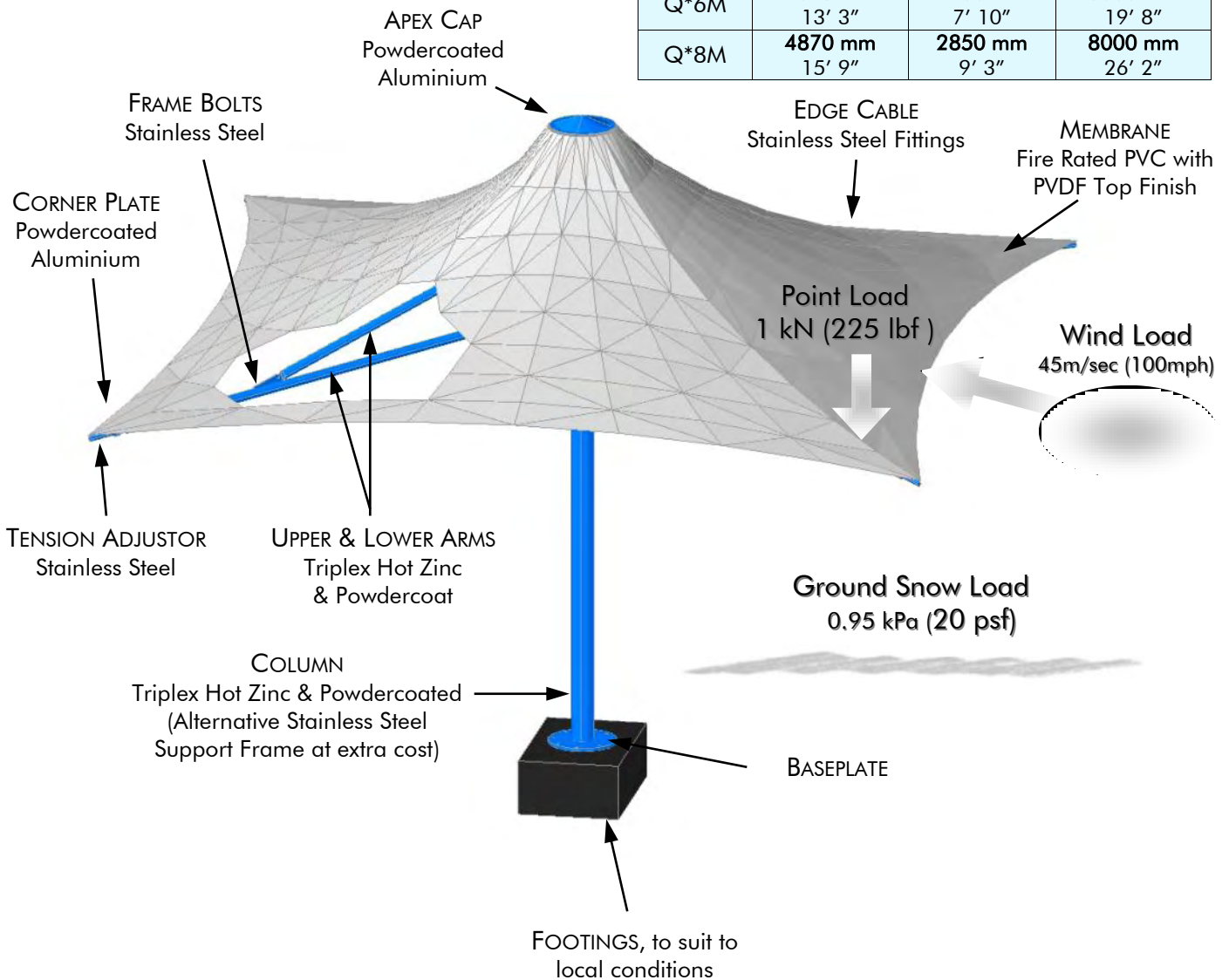


Technical Specifications Quartet™ Range

Q*8, Q*10, Q*14, Q*5M, Q*6M, Q*8M SQUARE	
Wind Rating	: 45m/sec (100mph) Exposure B to ASCE 7
Point Load	: 1kN (225lbf) at Corner
Snow Load	: 0.95 kPa (20 psf) Ground Snow Load
Plan Areas	: Q*8 - 5.3 sq.m (57 sq.ft) Q*10 - 8.9 sq.m (96 sq.ft) Q*14 - 15.0 sq.m (162 sq.ft) Q*5M - 22.3 sq.m (239 sq.ft) Q*6M - 31.6 sq.m (340 sq.ft) Q*8M - 61.0 sq.m (656 sq.ft)



TYPE	A	B	C
Q*8	2785 mm 9' 2"	2100 mm 6' 11"	2500 mm 8' 2"
Q*10	2865 mm 9' 5"	2100 mm 6' 11"	3275 mm 10' 9"
Q*14	3275 mm 10' 9"	2100 mm 6' 11"	4275 mm 14'
Q*5M	3615 mm 11' 10"	2250 mm 7' 5"	5000 mm 16' 5"
Q*6M	4045 mm 13' 3"	2400 mm 7' 10"	6000 mm 19' 8"
Q*8M	4870 mm 15' 9"	2850 mm 9' 3"	8000 mm 26' 2"



Flexshade® Quartet™ can be designed to suit specific customer requirements for height and plan dimension.