

## IM0032SSC | Self-Contained 31kg Solid Cube Ice Machine

Ice Machines

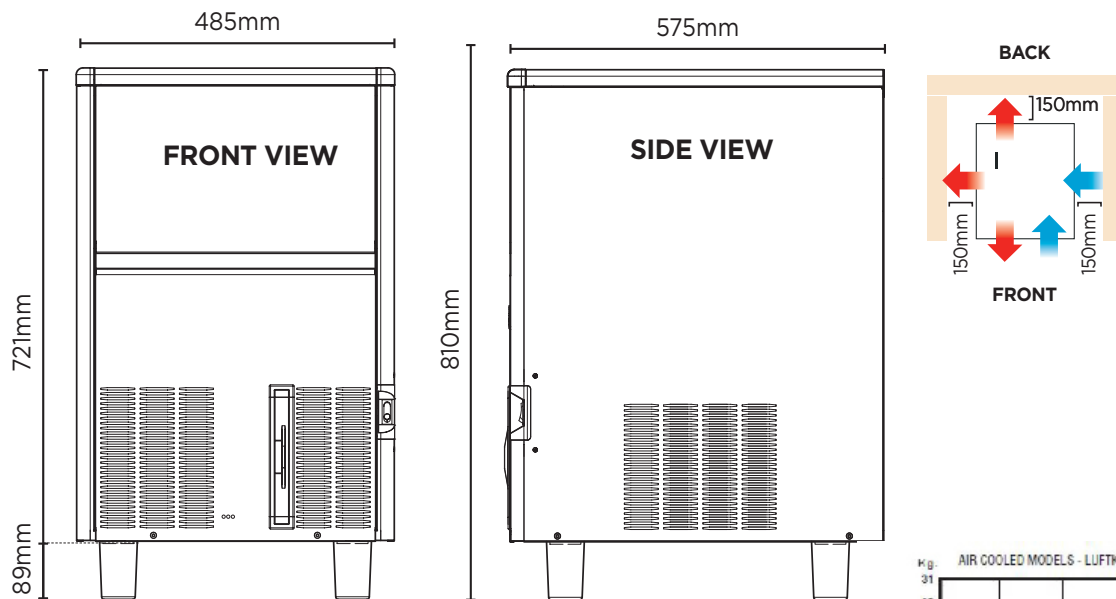
**IM0032SSC**

**SELF-CONTAINED  
31KG SOLID CUBE  
ICE MACHINE**



## IM0032SSC | Self-Contained 31kg Solid Cube Ice Machine

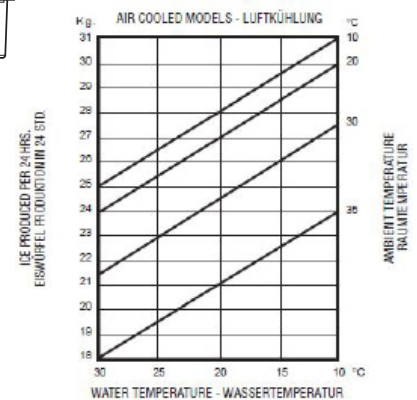
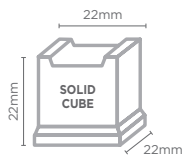
### Ice Machines



#### Ice Dimensions



Solid Cube Ice



SPECIFICATIONS	Model	IM0032SSC
	Part Number	3935135
	Legs (mm)	89
	Maximum Daily Production	31kg
	Storage Bin Capacity	17kg
	Power Input	380W
	Energy Consumption	7.5kwh / 24hrs
	Water Consumption	3.75L/h
	Net Weight	51kg
	Packaged Dimensions	550 x 640 x 840 mm
	Refrigerant	R134a
	Plug Supplied	Yes, 1 x 10A
	Self-Contained Machine	Yes
	Storage Bin Compatibility	N/A
	Maximum Ambient Temp.	40°C
Type of Ice Produced	Solid	
Weight of Ice	20g	
Colour	Stainless Steel	
Warranty	3 Years Parts, 1 Year Labour	
Warranty Service	Bromic Extra Care	

DIMENSIONS	External (mm)	
	Width	485
	Depth	575
	Height	721

\* External height excludes feet

\* Production is based on kg/24hr at 10°C air & 10°C water

BROMIC PTY Ltd reserve the right to alter specifications without notice.