


Accessories for individual needs



The individually removable, robust armrests made of PU foam can be optimally adjusted for the respective patient by means of a ball joint.



For the safety of your patients, side rails can be quickly and easily attached at four points on the DreamLine.



The raising aid supports your patients and makes them independent of outside help.



An infusion pole can also be easily attached to the head section of the DreamLine to save space.



The flexible LED lamp provides your patients with a pleasant light for reading or working during treatment.



The Velo allows extra movement during treatment. It can be optimally adjusted for each patient with the electrically adjustable footrest.



Footrest and headboard are available in many colours. The mattress is always white. Please contact us !

Technical data:

Dimensions

Total width, without armrests	90 cm
Total length	230 cm
Width mattress	75 cm
Length mattress	215 cm
Total weight	123 kg

Adjustment options

Back section angle	0° – 75°
Seat section angle	0° – 25°
Leg section angle	0° – 25° (55°)
Footrest	23 cm
Height adjustment, incl. mattress	53 – 93 cm

Electrical characteristics

Protection class	2
Protection type	IPX 4
Accordingly	EN 60601
Motors	5

Security

Safe workload	250 kg
Angle shock position	– 12°
Time Shock position	15 sec



Bionic Medizintechnik GmbH ... a JMS-corporation
Max-Planck-Straße 21 · D-61381 Friedrichsdorf/Germany
Telefon: +49(0)6172-75760 · Fax: +49(0)6172-757610
info@bionic-jms.com · www.bionic-jms.com

Distributed by:

TekMed

TekMed Pty Ltd (AUS)
12 Bellevue Crescent
Preston VIC 3072
Australia

P: 1300 720 727
+61 3 9487 9999
F: +61 3 9484 8792
E: info@tekmed.com.au

TekMed NZ
P: 0800 456 217 (FROM NZ ONLY)
F: 0800 456 217 (FROM NZ ONLY)
E: info@tekmed.co.nz

Subject to technical changes
B-MOBDLAU/01 2021-01


The Therapy Chair with a unified lying surface - Improved flexibility for comfort and rest



The DreamLine - ensuring that your patients can both sit conveniently and rest comfortably during treatment




A very low entry and exit height makes access easier for your patients - especially for your patients in wheelchairs.



During treatment, your patients can independently move themselves into a comfortable and relaxing position - with a hand control on each side.



If your patients want to rest, the DreamLine can easily be adjusted to a comfortable lying position.



The shock position - immediately activated by foot switch on both sides - staff have both hands free for helping the patient.

The new DreamLine maintains the key advantages of a therapy chair with an uninterrupted lying surface while offering flexibility and improved comfort.

It fulfills the wishes of patients for added comfort and, in addition to improved sitting and comfort positions, also offers a relaxing resting position.

The five quiet motors allow easy and stepless adjustment of the desired lying and sitting position by means of an easy-to-use hand switch on each side of the chair. The electrically adjustable footrest provides more comfort during therapy, adjusting to meet a wide range of patient heights. A Velo movement trainer can also be attached to the footrest.

The DreamLine's solid and stable construction makes it safe to use in all positions. The equipotential bonding according to EN 60601 provides additional safety for your patients.

Underneath the removable mattress are disinfectant-resistant plastic panels that maintain the comfort for lying and sitting positions while also being easy to clean.

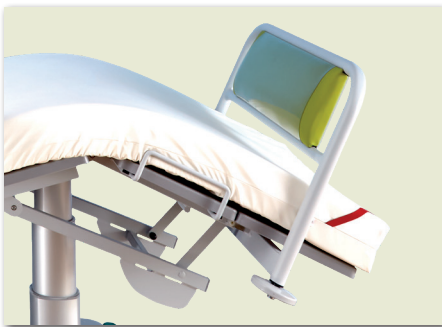
A large storage area in the underframe provides sufficient space for accessories or serves as storage space, for any patient belongings.

In emergencies, the back section can be lowered manually from both sides and the shock position can be quickly engaged via the foot switch.

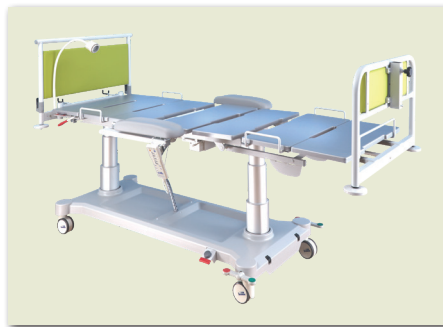
Individual accessories, such as armrests, infusion pole, velo-motion trainer and raising aid, increase the functionality and flexibility of the DreamLine and can be attached in a space-saving way. If your patients want to read or work, the LED lamp provides a pleasant light. For extra safety, there are a total of four attachable side rails available. These can easily be stored on the holder on the head section.




The user-friendly hand switch, with permanently programmed lying, sitting and resting positions, allows easy individual adjustment. For added convenience, there is a hand switch on each side of the chair.



With the electrically adjustable footrest, the DreamLine can be easily adapted to the height of your patients. The footrest can also be removed as an option.



Under the mattress, easy-to-clean, individually removable plastic plates provide a stable, safe and hygienic support surface. The pre-programmed cleaning position guarantees easy access to all parts - increasing infection control.



The foot switch for the shock position as well as the colour-coded central brake are located on the underframe.



The head section can be removed quickly and easily in an emergency, so that the direct access to the patient is simple.



In case of emergency, the CPR handle can be used to quickly lower the back section manually. For safety, a CPR handle is installed on both sides of the DreamLine.