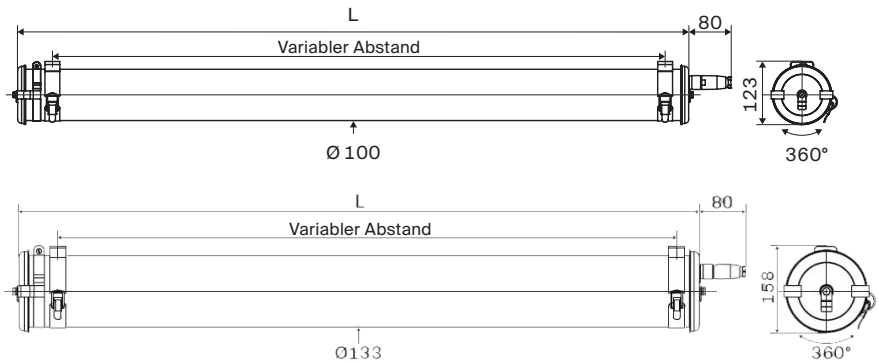


# Napier

Technology	LED
Max. temp.	50°C
Light output	1850 to 9250 lm
Housing	Borosilicate glass
Control gear	«Industry» rated



## Key features

- Plug&Play-installation by disconnectable plug
- Durable and maintainable luminaire
- Long maintenance intervals
- Resists chemical environments and abrasion
- Very high resistance to vibrations
- Resists external UV-rays



## Options

Code Ø100mm Ø133mm

Control gears		Ø100mm	Ø133mm
Electronic gear unit for DALI dimming	RD	●	●
<b>Color temperature</b>			
3000K	830	●	●
5000K	850	●	●
<b>Finishings</b>			
End caps and fixing straps in Stainless Steel 316 L	MR	●	●
<b>Fixings</b>			
Reinforced fixing straps with HSHC screw	BRC	●	●
Shock-resistant fixing straps with HSHC screw	BAC	●	●
<b>Cable entries (black polyamide)</b>			
1 cable gland - Ø cable: 5 to 12 mm	113	●	●
1 cable gland - Ø cable: 7 to 14 mm	116	●	●
2 cable glands - Ø cable: 5 to 12 mm	213	●	●
2 cable glands - Ø cable: 7 to 14 mm	216	●	●
<b>Cable entries (nickel-coated brass)</b>			
1 cable gland - Ø cable: 5 to 14 mm	113LN	●	●
2 cable glands - Ø cable: 5 to 54 mm	213LN	●	●
<b>Disconnectable output cord with IP68 Plug (length 0,80 m)</b>			
Output cord with a 3 pole WIELAND Plug	CW3	●	●

● Available ○ On request – Incompatible

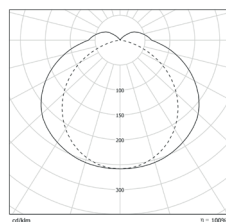
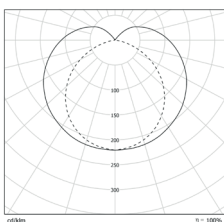
## Accessories

Protective roof	●	●
Fixings for columns	●	●

## Photometries

Diameter 100 mm

Diameter 133 mm



## Principal part numbers

Diameter 100 mm					
Lumens* (lm)	Designation	Part No.	Cons. (W)	T (K)	L (mm)
1850	NAP100 12H840 PY PS3 BRS	3104 0020	16	4000	697
2775	NAP100 13H840 PY PS3 BRS	3104 0040	23		1007
4625	NAP100 15H840 PY PS3 BRS	3104 0080	38		1607
Diameter 133 mm					
Lumens* (lm)	Designation	Part No.	Cons. (W)	T (K)	L (mm)
5550	NAP133 23H840 PY PS3 BRS	3204 0020	45	4000	987
9250	NAP133 25H840 PY PS3 BRS	3204 0060	75		1587

\* Light output of the luminaire

## Specifications

Technical Data	
Light source	High efficiency LED modules (160 lm/W) 70 000 h L80/B50 at max. operating temperature Replaceable LED modules CRI > 80
Optic	Light mixing chamber Optical diifuser
Heat management	Heatsink in aluminium
Control gear	Resistant electronic driver, «Industry» rated (non-dimmable) Resistance to voltage surge: 320 V AC, 48 h Supports voltage peaks < 4 kV
Power supply	220-240 V 50/60 Hz
Electrical class	Class I
Operating temperature	-20 °C to +50°C
Connection	Disconnectable plug Ø cable 8-10 mm (3 × 1,5 mm <sup>2</sup> )
Fixing	2 reinforced Stainless Steel fixing straps
Method of construction	Housing in one piece with high mechanical and chemical resistance Long-lasting imperviousness by axial screw fitting
Materials	
Housing	Borosilicate glass
End caps, fixing straps	Stainless steel 304L
Gaskets	EPDM
Standards	
Imperviousness	IP66, IP68, IP69K
Shock resistance	IK07
Fire resistance	Non-flammable
Vibration resistance	Meets the standard EN 60598-1 (tested according to CEI 60068-2-6)