



















Technical Informations	APK 180		APK 240		APK 280		APK 300		APK 360		APK 550		Topları Rolls
	Size and diameter mm. min Ø		Size and diameter mm. min Ø		Size and diameter mm. min Ø		Size and diameter mm. min Ø		Size and diameter mm. min Ø		Size and diameter mm. min Ø		
1 	150x15	1000	160x20	1600	200x20	3000	200x26	2000	200x26	1600	200x26	1300	AD
2 	130x15	1200	150x20	1600	180x16	3000	200x20	2000	200x26	1800	200x26	1500	AD
3 	150x15	1200	160x20	1400	200x20	1800	200x26	1800	200x28	1500	200x28	1300	AD
4 	130x15	1700	150x20	2000	180x18	2500	200x20	2800	200x30	2300	200x30	2000	AD
5 	150x15	1300	160x20	1500	200x20	2000	200x28	1800	200x20	1800	200x20	1800	AD
6 	150x35	1000	175x40	1300	200x50	2000	250x60	2000	400x60	3000	450x60 300x90	3000 1300	A
7 	250x40	1000	350x50	900	400x60	2000	450x70	1000	650x100	2000	650x120	1700	A
8 	90x90	1400	110x110	1500	130x130	2000	150x150	2500	240x240	2500	280x280	2500	A
9 	Ø100	1000	Ø130	1600	Ø150	1500	Ø170	1700	Ø260	2000	Ø300	2500	B
10 	Ø168.3x7.1	2500	Ø219.1x8.18	2500	Ø273x9.27	4200	Ø323.9x10.31	4200	Ø508x15.1	15500	Ø558.8x15.88	15000	B
11 	120x8		150x10		180x12		220x12		400x16		450x20		B
12 	UNP300	1100	UNP360	1200	UNP450	2000	UNP500	2000	UNP1000	4000	UNP1000	3500	B
13 	UNP300	1100	UNP360	1400	UNP450	2000	UNP500	2000	UNP1000	4000	UNP1000	3500	B
14 	INP300	1200	INP360	1500	INP450	2000	INP 500	2000	INP1000	5000	INP1000	5000	B
15 	HEA 180 HEB 160	1100 1100	HEA 240 HEB 200	1500 1500	HEA 280 HEB 240	2000 2000	HEA 320 HBB 280	2500 2000	HEA 1000 HBB 1000	6000 8000	HEA 1000 HBB 1000	5000 7000	B
16 	UNP160	10000	UNP200	11000	UNP240	12000	UNP260	10000	UNP400	40000	UNP400	35000	BC
17 	IPE 160	3500	IPE 200	5000	IPE 240	10000	IPE 300	13000	IPE 550	20000	IPE 550	18000	BC
18 	HEA 120 HEB 120	3500 2800	HEA 180 HEB 160	4500 3200	HEA 200 HEB 180	9000 3600	HEA 220 HEB 200	9600 5200	HEA 550 HEB 500	40000 30000	HEA 550 HEB 500	40000 25000	BC
Maks. Dayanım Momenti Max. Section Modulus cm ³	110		320		600		700		4700		5500		
Motor Gücü / Power KW	15		30		37		64		70		99		
Vals Toplan Ø / Rolls Ø mm.	460		550		660		740		800		800		
Mil Ø / Shaft Ø mm.	180/160		240/220		280/260		300/280		360/360		360/360		
Bükme Hızı / Bending Speed	0-7 m/min.		0-7 m/min.		0-7 m/min.		7 m/min.		7 m/min.		7 m/min.		
Ağırlık / Weight kg.	9250		16900		18500		26400		48000		61500		
GxUxY / WxLxHmm.	2000x2400x1695		2240x3360x2055		2850x3800x2220		3350x4350x2250		4820x6580x4090		4820x6580x4310		

WESTERN AUSTRALIA

P: (08) 9445 0700
F: (08) 9446 3635

Head Office: PO Box 1084
Osborne Park WA 6916

Metalwork Showroom:
8 Hector Street, Osborne Park
Western Australia 6017

Woodwork Showroom:
50 Hector Street, Osborne Park
Western Australia 6017

VICTORIA

P: (03) 8359 8400
F: (03) 9357 7684

Woodwork & Metalwork Showrooms:
55 Lara Way, Campbellfield,
Victoria 3061

QUEENSLAND

P: 0439 901 646
F: (07) 3824 6389

PO Box 5119, Alexandra Hills,
Queensland 4161

NEW SOUTH WALES

P: 0422 237 409
F: (02) 6687 7267

PO Box 310, Lennox Head,
New South Wales 2478

SOUTH AUSTRALIA

P: 0439 094 486
F: (08) 8568 2739

PO Box 44, Greenwith,
South Australia 5125