


NUWEIGH

FREIGHT SCALE


CHR392

NUWEIGH'S Freight Scale with large stainless steel platform uses four precision loadcells for high accuracy readings.



**4x
LOAD
CELLS**

Large 26mm backlit display features a magnetic wall mount bracket to attach indicator remotely from weighing platform



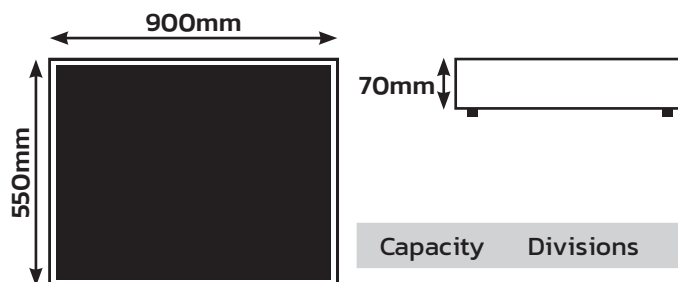
FUNCTIONS



FEATURES

- Four precision loadcells
- Auto OFF function for power saving
- Hold function for effortless recordings
- Adjustable feet
- Reads in both kgs, oz and lbs
- 9V power adaptor or 4 x AA battery

DIMENSIONS



Extra large weighing platform

Capacity	Divisions	Part No.
250kg	100g	#36617

NWS
NUWEIGH

NUWEIGH AUSTRALIA

NATIONAL SERVICE AND SALES NSW | VIC | ACT | QLD | NT | SA | WA | TAS

1300 885 746 | sales@nuweigh.com.au | www.nuweigh.com.au

Newcastle Weighing Services EST.1976 | ABN 36 001 344 430