

Features

1 Three-way syringe (air/water/spray) with sterilisable tips (hose and tips detachable)

1 Electric micromotor with LED light and 30 programs (0-40,000)

1 Electric scaler with LED light

1 Instrument hose with LED light (for turbine/air polisher)

Instrument hoses detachable

Spray adjustment regulators for each instrument

Integrated spray water system for syringe and instruments (check valve prevents the back flow of water)

1 Spray water tank: 0.75 litres

1 High-performance suction hose 220 l/min. Continuously adjustable. Patent-pending BPR Swiss technology
Adapter for saliva ejector tips and oral-dry-cup

1 Suction fluid container: 1 litre (automatic overflow protection)

Pressure regulator-filter

Sturdy, air- and water-tight case, will not scratch, dent or corrode

Detachable front cover

Disc type foot control

Integrated silent compressor – oil-free

DENTA-TROLLEY with drawers for instruments and consumables

Technical Data

Operating pressure: 5-7 bar

Each instrument is individually adjustable

Weight SUPER-PORT: 17 kg

Weight DENTA-TROLLEY: 8 kg (space for instruments and consumables)

Dimensions SUPER-PORT: 380mm x 205mm x 530mm

Dimensions DENTA-TROLLEY: 410mm x 400mm x 550mm

Warranty: 2 years

Options: Turbine, air polisher, additional electrical motor, contra-angles, DENTA-CASE etc.


Super-Port The champion in all categories

SUPER-PORT is the most complete and comfortable portable treatment unit in the world. The self-sufficient SUPER-PORT combines a complete dental treatment unit including compressor and suction machine in a light, 17 kg case.







SUPER-PORT is equipped ex works with an electric motor with LED light, an electric scaler with LED light, an instrument hose for your turbine/air polisher and a suction (220 l/min!). All the instruments as well as the suction have the same power as a fixed installation treatment unit and can be used in continuous operation.

The preinstalled electrical micro-motor with LED light has a control unit with 30 freely selectable programs (incl. endo). The speed, torque and the selected contra-angle can be freely set and saved. You can also use your turbine or air polisher in addition to the motor with full power in continuous operation.

The high capacity of SUPER-PORT is rounded off by a highly efficient patent-pending suction (220 l/min!). The smart design of SUPER-PORT enables efficient assembly and disassembly and together with DENTA-TROLLEY a comfortable transportation.



Easiest transport:
Rollable & Portable

-  Continuous Operation
-  Full Performance
-  Plug-and-Play
-  All-in-One
-  Portable/Light
-  Mobile/Rollable



4 drawers for instruments/
consumables
Separation red and green zone



On a single trolley transport of
unit/instruments/consumables



Rollable and portable: In case
of obstacles or for stowage the
unit is undocked.

Super-Port