VINNO
VISION IN INNOVATION

VINNO Technology (Suzhou) Co,. Ltd.
5F, A Building, No.27 Xinfa Rd, Suzhou Industrial Park, 215123, China
Tel: +86 512 62873806
Fax: +86 512 62873801
Email: vinno@vinno.com
Website: www.vinno.com

VINNO reserve the rights to revise the technical specification if needed

VINNO6

Innovation And Compact, A Real Game-Changer



VINNO
VISION IN INNOVATION



VINNO6

Innovation And Reliability

VINNO6, the innovative portable color ultrasound system brings to you the advanced technology of our original RF ultrasonic metadata platform,creating a light, intelligent, and powerful tool.

- The unique RF platform results in much better image quality in resolution and contrast.
- Xcen high frequency technology adds more wideband than a normal probe to improve resolution and contrast for better diagnosis.
- Pure Wave Probe Technology improves the penetration and Color sensitivity.
- Perfect 3D/4D technology with STIC, Mcut and Auto NT, fulfill all obstetric application.
- HQ 3D image: provides high definition 3D image quality.
- Smart touch user interface fully utilizes touch panel possibility for easy operation, such as rotation of 3D rendering image and comment.







Interventional Room/ Operating Room

» Needle Enhancement Technology, display the needle tips clearly, puncture accurately.

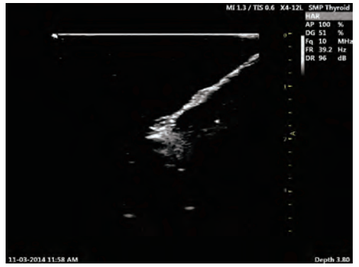

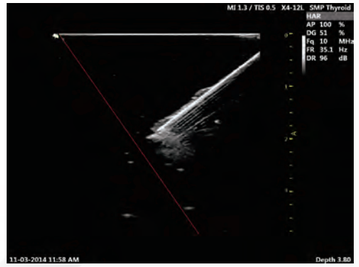

» Super sensitive touch screen can also be operated with medical gloves.

» Full Screen Technology

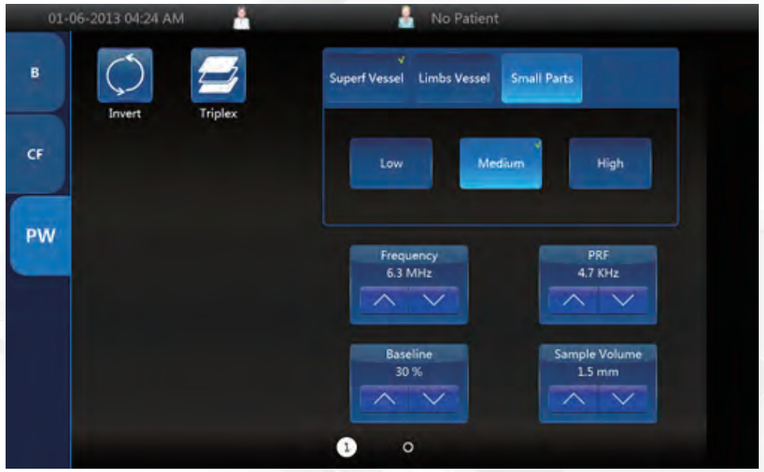

Musculoskeletal Physiotherapy

Thanks to VTissue technology, up to 23MHz Xcen linear probe and the unique RF platform, VINNO6 provides excellent clinical imaging.

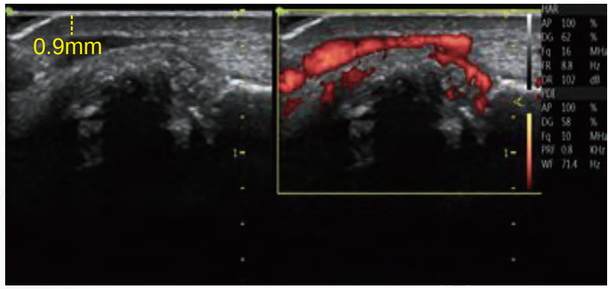

Phalanx

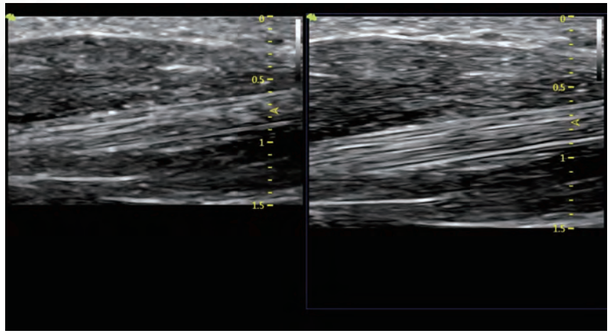

Tendon

ICU/ CCU

Specific pure wave probe technology provides better penetration and color sensitivity, and TView technology improves resolution of the near field image.

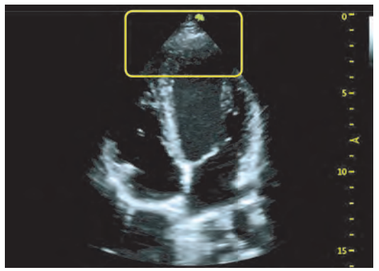

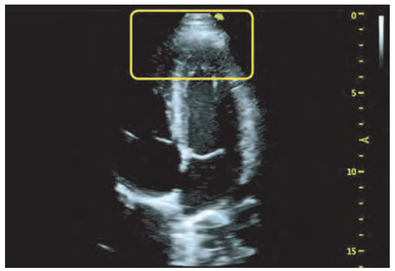

Emergency/ Field/ Stadium

- Intelligent teaching process provides comprehensive and professional guidance of operation.
- Convenient transfer function ensures fluent information and supports remote diagnostic solutions at the same time.



DICOM

