

Reynard patient care.

Helping you help them.

**Providing fast, effective and gentle
cleansing whilst minimising
cross-infections risks.**

Expertly developed by our chemists in the United Kingdom, our patient care range provides solutions for all body and hair cleansing needs. Suitable for a wide variety of uses, our range is ideal for low mobility patients or where traditional solutions are not optimal.



Reynard is reassurance.



Reynard
Health Supplies

Bath in bed wipes

A complete bathing solution in one simple step:

✓ **Cleanse** ✓ **Remove harmful bacteria** ✓ **Moisturise** ✓ **Control odour**

Reynard Bath in bed wipes are ideal for fast, effective and gentle waterless cleansing of the body & face. Fragrance free, rinse free and dermatologically tested, Bath in bed wipes offer the perfect solution when water is not available or not an option. Our wipes eliminate the need for heating water, bowls, towels, cleaning products and other reusable accessories that can harbour harmful bacteria. Upgrading to Reynard Bath in bed wipes can play an important role in reducing cross contamination and preventing patient infection.

Convenient and pleasant to use, our high-quality wipes contain no harsh chemicals or perfumes that could dry the skin or alter its acid mantle, making them ideal for use on sensitive skin. Reducing patient bathing time and removing the need for materials and laundering, Reynard Bath in bed wipes present a cost-effective solution for saving time and money.

Available in various wipe quantities and cloth substrates to suit every need.

Product name	Bath in bed wipes
SKU	RHS102
Wipe size	33 x 23cm
Wipes per pack	8
Packs per carton	24



Product name	Everyday Mini Pack Bath in bed wipes
SKU	RHS116
Wipe size	30 x 20cm
Wipes per pack	4
Packs per carton	48



Product name	Everyday Bath in bed wipes
SKU	RHS117
Wipe size	30 x 20cm
Wipes per pack	8
Packs per carton	24



How to use Reynard Bed in bath wipes

These wipes can be used heated, cooled or at room temperature for optimal comfort.

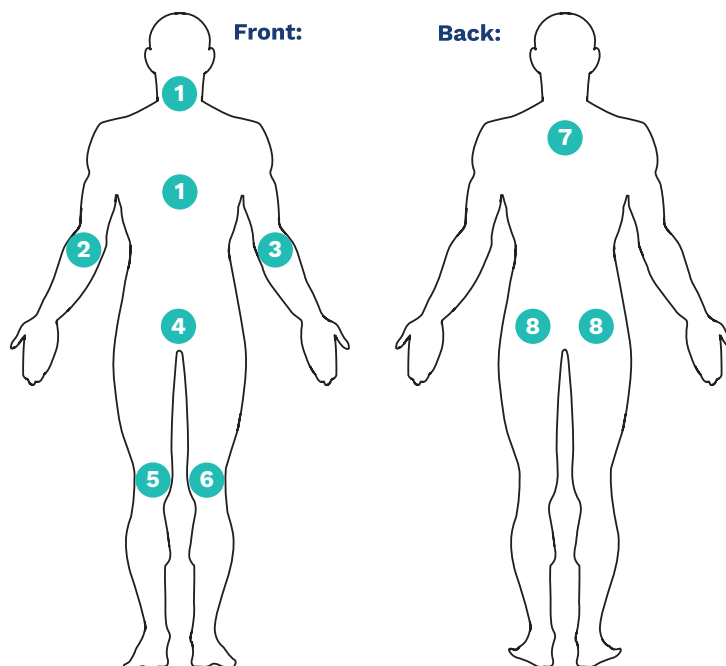
Remove one cloth at a time and then reseal pack.

Use each cloth for specific areas of the body as follows (see diagrams below):

Instructions for 8 wipe packs

How to use:


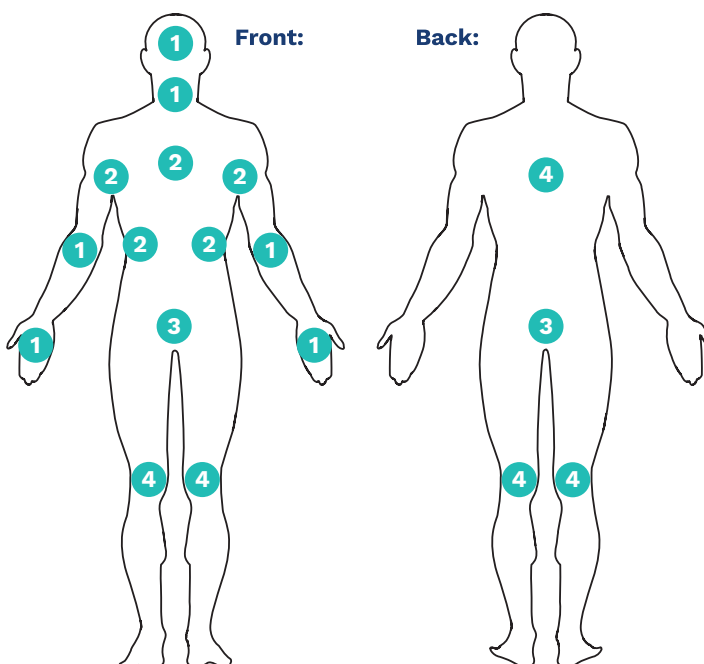
- 1 Cloth 1:** Face, neck and chest
- 2 Cloth 2:** Right arm and axilla
- 3 Cloth 3:** Left arm and axilla
- 4 Cloth 4:** Perineum
- 5 Cloth 5:** Right leg
- 6 Cloth 6:** Left leg
- 7 Cloth 7:** Back
- 8 Cloth 8:** Buttocks



Instructions for 4 wipe packs

How to use:

- 1 Cloth 1:** Hands, face, neck and arms
- 2 Cloth 2:** Armpits, chest area and sides of body
- 3 Cloth 3:** Groin and buttocks area
- 4 Cloth 4:** Back and both legs



For more information on how to use Reynard Bath in bed Wipes you can view our educational video [HERE](#)

Shampoo Cap

A single step cleansing and conditioning solution that leaves hair smelling fresh and feeling great. The rinse-free cap is impregnated with a gentle, conditioning shampoo that is designed to release when massaged into the scalp. The used solution is then absorbed back into the cap, along with any dirt, EEG gel, debris or blood.

When used in conjunction with Reynard Bath in bed wipes, we offer a complete in-bed bathing method that is less stressful and time consuming on both patient and carer. A simplified approach to hair washing that offers a pragmatic solution for frail, ill or critical care residents and patients.

Product name	Shampoo Cap
SKU	RHS104
Caps per pack	1
Packs per carton	24



How to use a Reynard Shampoo Cap

Preparation:

Heating: Heat the unopened pack in a microwave for 10 to 20 seconds (always check the temperature of cap before use).

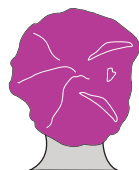
Chilling: Place sealed pack in the refrigerator for 10 minutes.

Other: Use cap directly from pack.

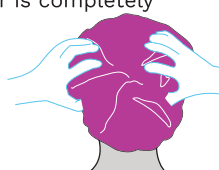
Step 1: Place cap on the patient's head.



Step 2: Ensure all hair is covered.



Step 3: Massage the head all over for 2-3 minutes to make sure the hair is completely saturated.



Step 4: For patients with longer hair, remove cap and work through the ends of the hair to ensure all hair is properly washed.



Step 5: Finally, towel dry hair if required



Step 6: Dispose of the cap and packaging responsibly. Do not flush or put into a macerator.



Australia

44 Hampden Road
Artarmon, NSW, 2064
enquiries@reynardhealth.com.au
1300 667 199

New Zealand

PO Box 8470
Havelock North
Sales@reynardhealth.com
0508 494 737

UK

13 White Horse Business Park,
Stanford in the vale SN7 8NY
uk@reynardhealth.com
+44 (0)845 263 7335

International

PO Box 8470
Havelock North
Sales@reynardhealth.com
+64 (0)6 650 0709