

EC KMV Series - vertical discharge centrifugal fans



The EC KMV series of roof mounted fans incorporates very high efficiency electronically commutated DC motors with on board infinitely variable control modules. These fans are AC powered with control and power conversion electronics integrated into the motor. Motor speeds can be controlled with 0-10V input signal or 10K potentiometer.

The ability to control the speed at which the fan operates in response to real time ventilation demands is the basis of our energy saver range. Fan power consumption changes to the cube of speed reduction while air flow reduction stays proportional to reduced speed. This means that tailoring fan speed to meet exact air flow requirements has the potential to greatly reduce energy consumption through the removal redundant fan capacity.

Construction

Fabricated from powder coated galvanised steel . Backward curved centrifugal impellers are matched with very high efficiency DC external rotor motors incorporating sealed for life bearings.

Testing

Rated fan performance has been determined by testing to ISO 5801 : 2007 . Fan sound data has been determined by testing to ISO 13347 : 2004.

Wiring Diagrams

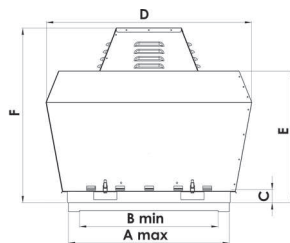
Refer to the latest product datasheet for individual model wiring instructions, data and specifications. Datasheets are available from our electronic selection software **FansSelect** downloadable at www.pacificHVAC.com It is a condition of our warranty that all equipment supplied is installed according to the requirements of AS/NZS3000:2007 Australian/New Zealand wiring rules.

Suggested Specification

The centrifugal fans shall be of the EC KMV series manufactured by Pacific HVAC Engineering Pty Ltd

High performance backward curved centrifugal impellers shall be driven by EC motors incorporating on-board variable speed control.

All models shall be performance tested to ISO 5801 : 2007 for air flow and ISO 13347 : 2004 for sound.



Ancillaries

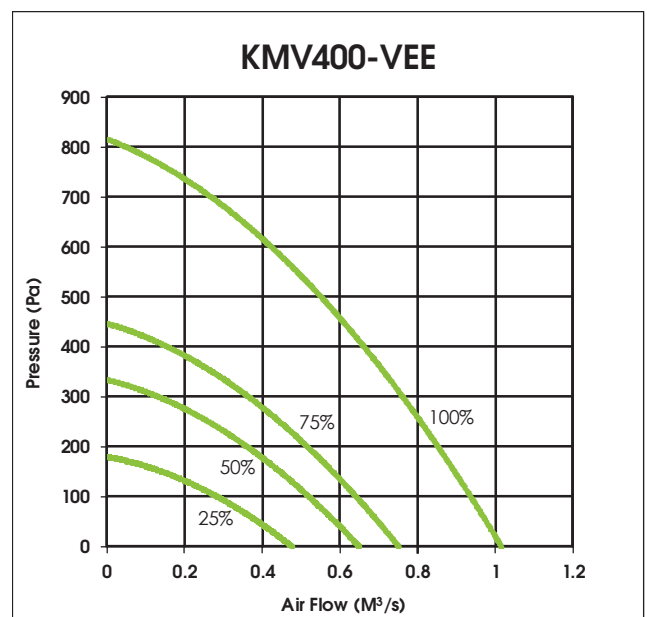
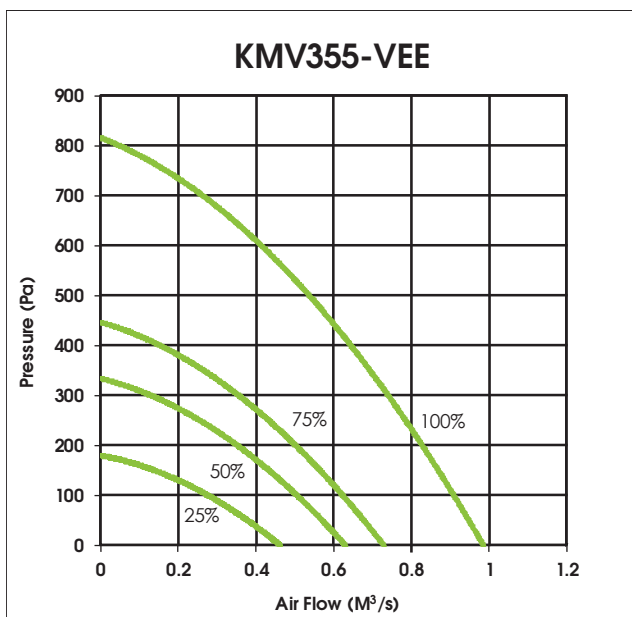


EC KMV								
Size	A	B	C	D	E	F	kg	
355/400	500	400	50	720	450	600	50/55	
450/500/560	720	620	60	920	585	755	75/85/90	

EC KMV Series - vertical discharge centrifugal fans

Model	% Speed	kW	Amps	RPS	dB(A) @ 3m	SPL dB referred to 10 ⁻¹² W							
						63	125	250	500	1K	2K	4K	8K
KMV355-VEE	100	0.50	3.15	32	52	83	81	78	69	61	59	57	50
KMV355-VEE	75	0.21	1.33	24	45	76	74	71	62	54	52	50	43
KMV355-VEE	50	0.06	0.39	16	35	66	64	61	52	44	42	40	33
KMV355-VEE	25	0.01	0.05	8	18	49	47	44	35	27	25	23	16
KMV400-VEE	100	0.50	3.15	32	52	83	81	78	69	61	59	57	50
KMV400-VEE	75	0.21	1.33	24	45	76	74	71	62	54	52	50	43
KMV400-VEE	50	0.06	0.39	16	35	66	64	61	52	44	42	40	33
KMV400-VEE	25	0.01	0.05	8	18	49	47	44	35	27	25	23	16
KMV450-VEE	100	0.75	3.30	24	51	71	72	74	71	66	61	60	49
KMV450-VEE	75	0.32	1.39	18	44	64	65	67	64	59	54	53	42
KMV450-VEE	50	0.09	0.41	12	34	54	55	57	54	49	44	43	32
KMV450-VEE	25	0.01	0.05	6	17	37	38	40	37	32	27	26	15
KMV450-VDE	100	0.97	1.70	26	54	85	84	77	73	66	66	59	44
KMV450-VDE	75	0.41	0.72	19	47	78	77	70	66	59	59	52	37
KMV450-VDE	50	0.12	0.21	13	37	68	67	60	56	49	49	42	27
KMV450-VDE	25	0.02	0.03	6	20	51	50	43	39	32	32	25	10
KMV500-VDE	100	2.36	3.65	26	60	77	80	83	82	77	77	76	79
KMV500-VDE	75	1.00	1.54	19	53	71	74	77	76	71	71	70	73
KMV500-VDE	50	0.30	0.46	13	43	62	65	68	67	62	62	61	64
KMV500-VDE	25	0.04	0.06	6	26	47	50	53	52	47	47	46	49
KMV560-VDE	100	2.90	4.43	28	62	79	84	81	81	78	71	70	67
KMV560-VDE	75	1.22	1.87	21	55	72	77	74	74	71	64	63	60
KMV560-VDE	50	0.36	0.55	14	45	62	67	64	64	61	54	53	50
KMV560-VDE	25	0.05	0.07	7	28	45	50	47	47	44	37	36	33

VEE = single phase. VDE = three phase



EC KMV Series - vertical discharge centrifugal fans

