

Success Case



Material: cables
Use: copper recycling
Country: USA



Material: aluminum turnings
Use: briquetting
Country: South Africa



Material: light scrap metals
Use: volume reduce
Country: Korea



Material: industrial waste
Use: volume reduce
Country: China



Material: aluminum cans bales
Use: recycling
Country: Canada



Material: PE film
Use: plastic recycling
Country: China



Material: wood pallet
Use: volume reduce
Country: Australia



Material: waste foam
Use: recycling
Country: Korea



Material: PET bottles
Use: recycling
Country: USA

Model	MSA-F600	MSA-F800	MSA-F1000	MSA-F1200
Feeding Hopper(mm)	800×600	1300×800	1300×1000	1300×1200
Cutter Shaft Length(mm)	600	800	1000	1200
Discharge Height(mm)	490	565	565	565
Pusher Stroke(mm)	500	815	815	815
Rotor Knives (pcs)	23	35	45	55
Counter Knives (pcs)	4	4	4	6
Motor Power(kw)	18.5	37	45	55
Hopper Volume(L)	760	1500	1760	2030
Machine Size(L*W*H)	1290×1820×1730	2800×1765×2080	2800×1980×2090	2800×2490×2135
Machine Weight(kgs)	1650	4000	1760	2030

Model	MSA-F1500	MSA-F2000	MSA-F2800
Feeding Hopper(mm)	1300×1500	1675×2000	1900×2000
Cutter Shaft Length(mm)	1500	2000	2800
Discharge Height(mm)	565	720	720
Pusher Stroke(mm)	815	1100	1100
Rotor Knives (pcs)	70	95	216
Counter Knives (pcs)	6	8	5+5
Motor Power(kw)	75	150	220
Hopper Volume(L)	2430	5500	6500
Machine Size(L*W*H)	2800×2735×2135	3670×4374×2530	3705×5332×3146
Machine Weight(kgs)	2430	14500	21000

ENERPAT

Global Waste Disposal System Supplier



SINGLE SHAFT SHREDDER



189-3616-8877

Tel: 4006-190-888
Add: No 2, Xintai Road, Changqing Industry Zone, Rugao, Nantong, Jiangsu, China





ENERPAT GROUP UK
ENERPAT UK. CHINA PRODUCTION BASE

Product Application



- ① Cutter Shaft Structure
- ② Screen Structure
- ③ Material Pusher Structure
- ④ Drive Power System
- A Rotor Knives
- B Rotor Knife Holder
- C Counter Knives
- D Counter Knife Holder



- After the material enter the Single Shaft Shredder shredding chamber,the Pusher which driven by the hydraulic cylinder will push the materials to the cutter shaft.
- The electric motor drive the gearbox through the rubber belt,then the gearbox drive the cutter head running. After shredding by the rotor knives and counter knives,the end products which smaller than the screen mesh will fall down.
- The rotor knives been fixed on the holder by screws,when the shredder is working,the materials been shredded by the rotor knives and counter knives,the gaps between the rotor knives and counter knives can be adjusted.
- The materials will fall down from the screen after shredding,end products size depends on the screen mesh size.

Cutter Shaft Structure

- V type rotor knives layout design,special heat treatment knife material DC 53,4 sides can be used.
- The gaps between the rotor knives and counter knives can be adjusted.
- The cutter shaft with surfacing treatment can be used for shredding hard materials like light scrap metals.




Screen Structure

- The screen can be changed conveniently,the end products size depends on the screen mesh size.
- Machine has screen supports,which been controlled by the hydraulic cylinder,with safety switch.
- Customized screen mesh design depends on different materials



Material Pusher Structure

- The chamber adopting advanced seal design,with adjustable copper guide blocks and integrated front guide plate.
- Dust leakage groove -- The dust will be removed from this groove,good protection for the hydraulic system.



Power Drive System

- High efficiency electric motor with star delta start,F1200 and F1500 with Hydraulic Coupler.
- Heavy Duty Gearbox - Adopting high safety factor models,connect with the cutter shaft directly.
- Gearbox damping device - prevent damage for the power drive system



Bearing / Bearing Holder
high strength bearing,
long service life



Electric System
Intelligent control system
with overload protection



Hydraulic System
two-speed hydraulic
system,guarantee the
capacity



Hydraulic Material Pusher
automatic working
which can accept contin-
uously feeding