

160 X 90

Front



DESCRIPTION

Supertract is an astringent retraction paste for temporary displacement of the marginal gingiva and/or drying the gingival sulcus.
Supertract : 0.5 gram single-patient use, unit dose capsules.

INDICATIONS FOR USE

Supertract is indicated for temporary displacement of the gingiva and/or drying the gingival sulcus during clinical procedures such as:
- Taking impressions, either with impression material or as digital impression.
- Cementation of temporary and permanent restorations.
- Preparation of Class II and V fillings.

PRECAUTIONS FOR USE

The user must wear protective goggles before using Supertract.
If eye contact occurs, wash immediately with plenty of water and consult a physician if necessary.

GENERAL INSTRUCTIONS FOR USE

1. Remove Supertract from the foil package (immediately before use).
2. Place a capsule in a commonly available dispensing gun, and check to see that the capsule is firmly seated in the dispensing gun. Remove the sealing cap from the capsule tip and dispense a small amount of Supertract from the capsule tip and wipe of the excess.

3. Rinse and air dry prepared tooth. Extrude Supertract slowly into the sulcus while maintain the capsule tip of Supertract just above the sulcus, until it is slightly overfilled with material.

Supertract should be extruded slowly into the sulcus, so as not to inject the material under pressure into the periodontal tissues.

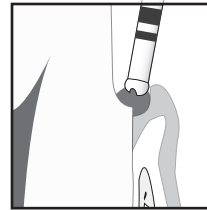
4. Ensure you extrude sufficient Supertract into the sulcus to achieve adequate tissue retraction.

Note: For subgingival margins and maximum deflection of soft tissue, use a cotton pallet and push into sulcus.

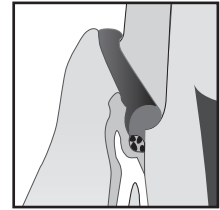
5. Allow Supertract to remain in the sulcus for 2 minutes. Keep all moisture away from the site during this period.

Note: An overly long residence time may cause damage to tissue.

6. Supertract can be used as an alternative to or in combination with retraction cords or other retraction methods.



SUPERTract only



Combination with Smartcord

7. After gingival displacement and drying has been achieved, remove Supertract completely from the sulcus, using a mixture of air and water and with the aid of a suction device.

The patient must not swallow Supertract.
Examine treatment site to verify complete removal of the Supertract prior to next clinical procedure.

8. By using Push ball, paste can be used until the last drop.

9. Supertract is for single-patient use only.
Supertract contains sufficient material for up to 5 teeth, but may not be used on more than one patient.

CONTRAINDICATIONS FOR USE

Do not use on patients with known allergy to aluminum chloride.
Do not use on patients with significant periodontal disease or furcation involvement.

CAUTION

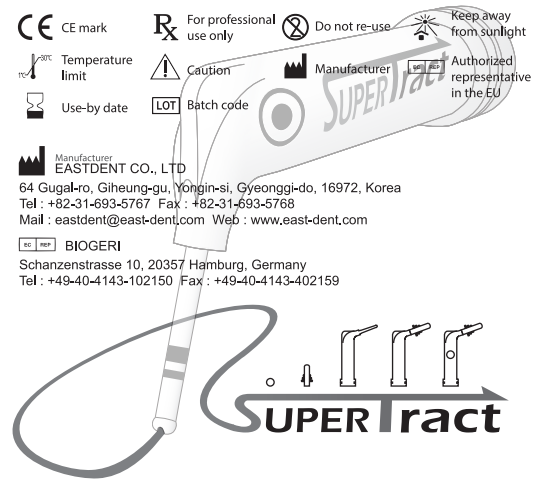
1. Professional use only.
2. An overly long residence time of Supertract may cause damage to tissue.
3. Contact with retraction paste containing Aluminum Chloride may cause metal corrosion. Remove any residual Supertract on the instruments immediately with water.
4. Supertract is for single-patient use only; do not use on multiple patients.
5. Avoid sunlight or nearby heat sources. Shelf life will be reduced if not stored properly.
6. Do not ingest Supertract, and keep it away from children.

SYMBOLS

CE mark
 For professional use only
 Do not re-use
 Keep away from sunlight
 Temperature limit
 Caution
 Manufacturer
 Authorized representative in the EU
 Use-by date
 LOT Batch code

Manufacturer
EASTDENT CO., LTD
 64 Gugal-ro, Giheung-gu, Yongin-si, Gyeonggi-do, 16972, Korea
 Tel : +82-31-693-5767 Fax : +82-31-693-5768
 Mail : eastdenti@east-dent.com Web : www.east-dent.com

BIOGERI
 Schanzenstrasse 10, 20357 Hamburg, Germany
 Tel : +49-40-4143-102150 Fax : +49-40-4143-402159



Back