

SUPA^WOOD TILE SLAT

Fully Accessible Slatted
Ceiling System



100% accessibility • Australian Made • Unique BCA Fire Group 1 Options

Why SUPATILE SLAT?

SUPATILE SLAT is developed to fit into the traditional 2-way T-bar grid ceiling system.

Both decorative and sound absorbent, SUPATILE SLAT will quickly and easily transform any area with an up-market timber or linear look.



100% access to ceiling cavity



Multi-directional effects possible



Can fit existing ceiling grids





Quick and easy to install



Fire Resistant and Green options

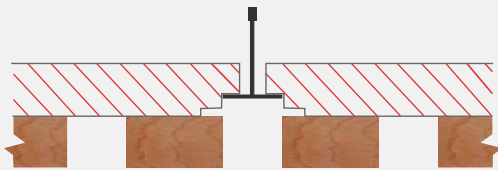




If you can **imagine** it, it's possible with SUPATILE SLAT

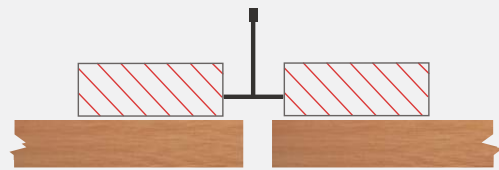
Fixing Detail

PANEL TO PANEL



PANEL TO PANEL

End to end joints are 5mm as standard



Grid Requirements: Existing grid may be repainted (enamel paint recommended) and used but must be able to support the weight of the tiles as well as the service load factors as prescribed in the AS2785. Refer to Supawood's Technical Services Department for tile weights.

What is required to achieve this will depend on the specific brand, system and configuration of the grid currently installed.

Typically, additional support would be expected to consist of additional hanger supports, but the contractor is to take independent advice on this from the supplier of the grid. Alternatively, Supawood's black grid can be used.

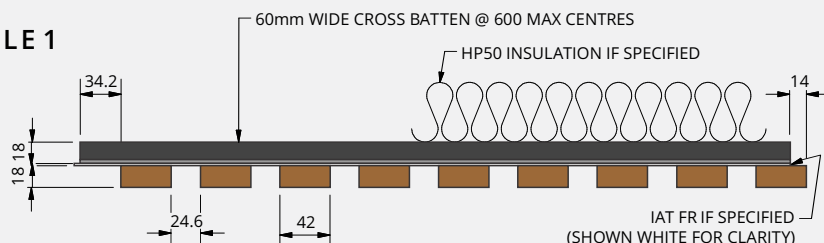
Standard panels sizes available:

1200 x 600 600 x 600 1200 x 300

The Standard Range

Available in five different profiles, and a wide variety of custom finishes.

PROFILE 1

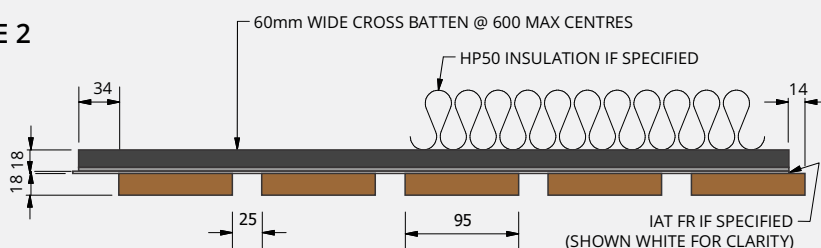


Open area 37% Typical weight 11kg/m²

FINISH OPTIONS

SUPAFINISH
SUPASURFACE
SUPA veneer
CEDAR

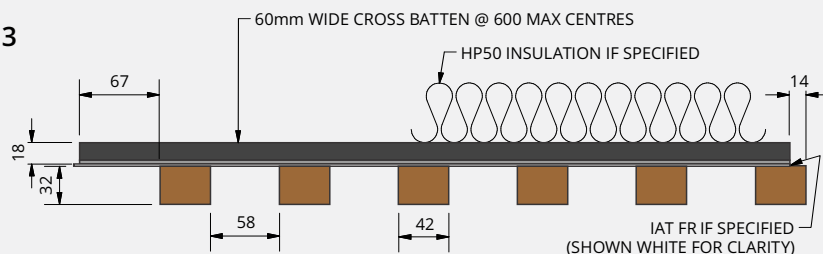
PROFILE 2



Open area 20.8% Typical weight 13kg/m²

SUPAFINISH
SUPASURFACE
SUPA veneer
DRIFTWOOD
CEDAR

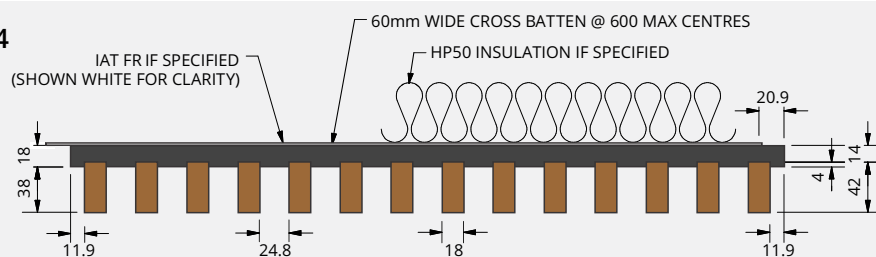
PROFILE 3



Open area 58% Typical weight 12kg/m²

SUPAFINISH
SUPASURFACE

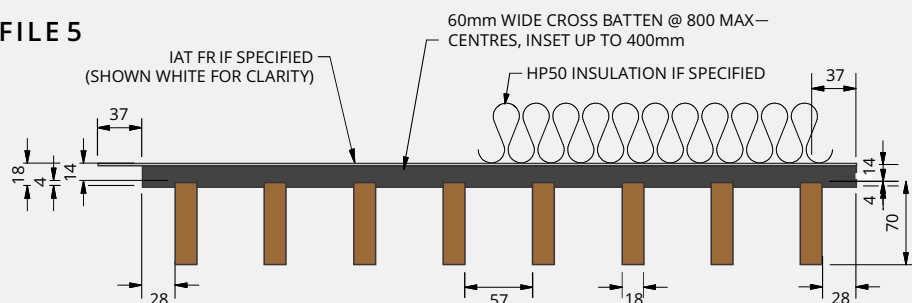
PROFILE 4



Open area 57% Typical weight 15kg/m²

SUPAFINISH
SUPASURFACE

PROFILE 5



Open area 56% Typical weight 15kg/m²

SUPAFINISH
SUPASURFACE
SUPA veneer
DRIFTWOOD
CEDAR

Note that the sizes above are nominal and will vary depending on finish type selected.

SUPAFINISH

(SF) Concept Veneers & Colours

This laminate perfectly matches our panel and beam products.
Group 1 Fire Retardant available even in slats and beams.



Hoop Pine Limed SF



Hoop Pine Classic SF



Fusion Maple SF



Euro Beech SF



Tasmanian Oak SF



Blackbutt SF




Spotted Gum SF




Smooth Mahogany SF



Cracked Cherry SF



White SF



Black SF

SUPAVENEER

(NTV) Natural Timber Veneer

Other species and more affordable veneers also available.



Hoop Pine CC



Tasmanian Oak 1/4



Blackbutt 1/4



American Oak CC




Spotted Gum 1/4



American Walnut CC



Midnight Black



or any other species
(your choice)

SUPASURFACE

R-series Textured Finishes

A wide range of rustic and realistic timber finishes
at a budget friendly investment.



Bleached Wood
SS-RBIW



Soft Cream
SS-RSoW



Oak
RNO



Spotted Oak
RSO



Cocoa
RCA



Charred Graphite
SS-RCH



Wenge
SS-RBWe

Colours shown in these swatches are a guide only and actual will vary from panel to panel. Driftwood and Cedar finishes in particular are natural products and there will be variations between slats.

DRIFTWOOD

The Rustic Timber Lining

Etching natural solid timber creates this unique, weathered effect.



Driftwood
Clear Vic Ash




Driftwood
White



Driftwood
Black



Driftwood
Whitewashed



Driftwood
Blackwashed

CEDAR

Natural Timber

Beauty of solid timber. This shows the range of colours that can be expected with cedar.



Other custom finishes
are also available.

Please contact our customer service
team on 1800 002 123.



**MATCH TO ANY
COLOUR REFERENCE**

SUPACOLOUR
(SCR) Painted finish

Highly durable satin, high gloss and metallic
finishes matched to any colour.



If you can **imagine** it, it's possible with SUPATILE SLAT

Global technology and know-how.
Local manufacturing and support.

SUPAWOOD are market-leading experts in lining and paneling systems. Contact us and find out how we can help bring your next project to exciting, vivid life.



Click here to Download our
Specifications Wording
& Technical Details

SUPAWOOD
ARCHITECTURAL LINING SYSTEMS

SUPAWOOD HEAD OFFICE

Australasian Support & Manufacturing
Aus: +61 1800 002 123
NZ: +64 (0) 9887 3234
info@supawood.com.au

SUPAWOOD UK

UK & EU Support & Manufacturing
+44 (0) 3307 00 00 30
sales@supawood.co.uk