



TENTE Medical

LINEA e·lock





LINEA e·lock




Interfaces

- a · Designed to customer's specifications
- b · Panel / cable connection
- c · Radio control

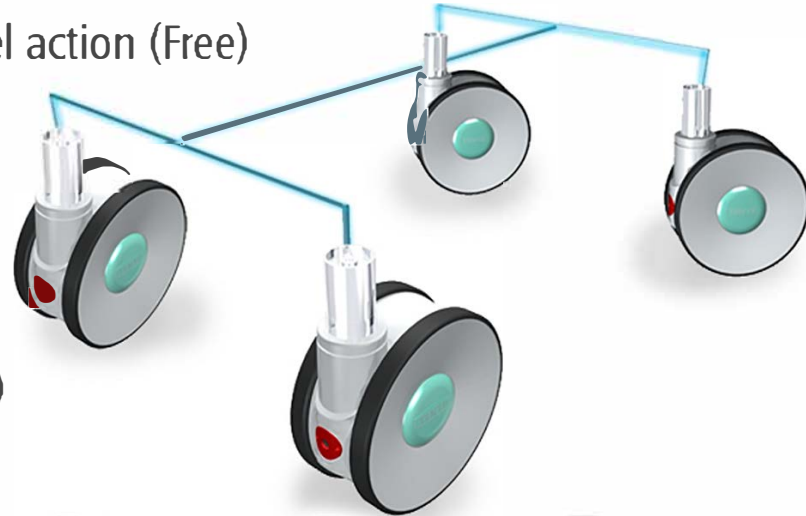


LINEA e·lock

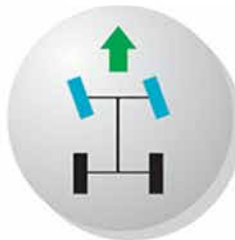


Locking options

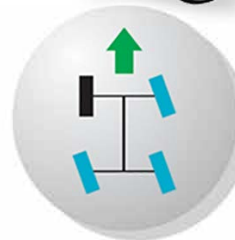
- 1 · All castors set to swivel action (Free)
- 2 · Directional lock for 2 castors
- 3 · Directional lock for 1 castor
- 4 · All castors set to fixed action (Total lock)



1



2



3



4

LINEA e·lock

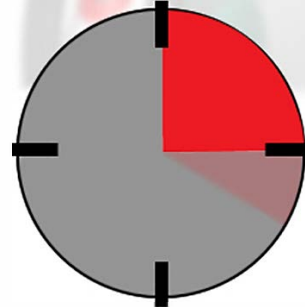

- safety care -

Timer

For automatically activating total lock after a period of (x)



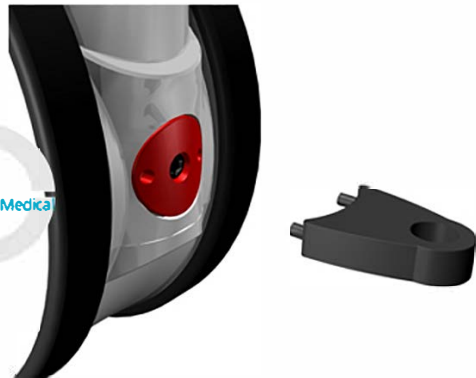
0 ~ 60 min



LINEA e·lock

Emergency release

In the event of a power cut, the castor can be manually unlocked. The emergency release will be automatically reset during the motor's reference run.



LINEA e·lock

Other features

- Designed to customer's specifications
- Opens up new possibilities regarding the design of new beds and other equipment
- Programmable logic controller
- switching torques and switching forces are eliminated
- Extremely low level of mechanical wear
- Protected against incorrect use by an acceleration sensor
- Noise reduced

- Options:
- Definitive position querying when all castors are set to fixed action by a sensor
 - Castors are suitable for integration into an existing control system
 - Available as a package comprising the drive wheel and electric lock



