




Scrap Recycling Equipments

Professional

Manufacturer

Scrap Processing Equipments



ENERPAT GROUP UK


Full Auto Horizontal Baker

Model: HBA120-110125


Menu

- 1-----Our Customer**
- 2-----Equipment Overview**
- 3-----Official Photo**
- 4-----Machine Decomposition**
- 5-----Detailed Photos**
- 6-----Photos From Customer Site**
- 7-----Machine Unique Features**
- 8-----Technical Specifications**
- 9-----Company Photos**
- 10-----Customer Visiting**
- 11-----Electrical System**

NO1 【Our Customer】

 **ENERPAT**

Enerpat Group Uk Ltd



Uk Recycling Equipment Top Brand, Since 1936

Our Customer: Germany-Mercedes-Benz

Who Invented The Automobile

The Car Industry

 **ENERPAT**

Enerpat Group Uk Ltd



Uk Recycling Equipment Top Brand, Since 1936

Our Customer: USA-VALSPAR

NO 6 Big Painting Company In The World

The Painting Industry



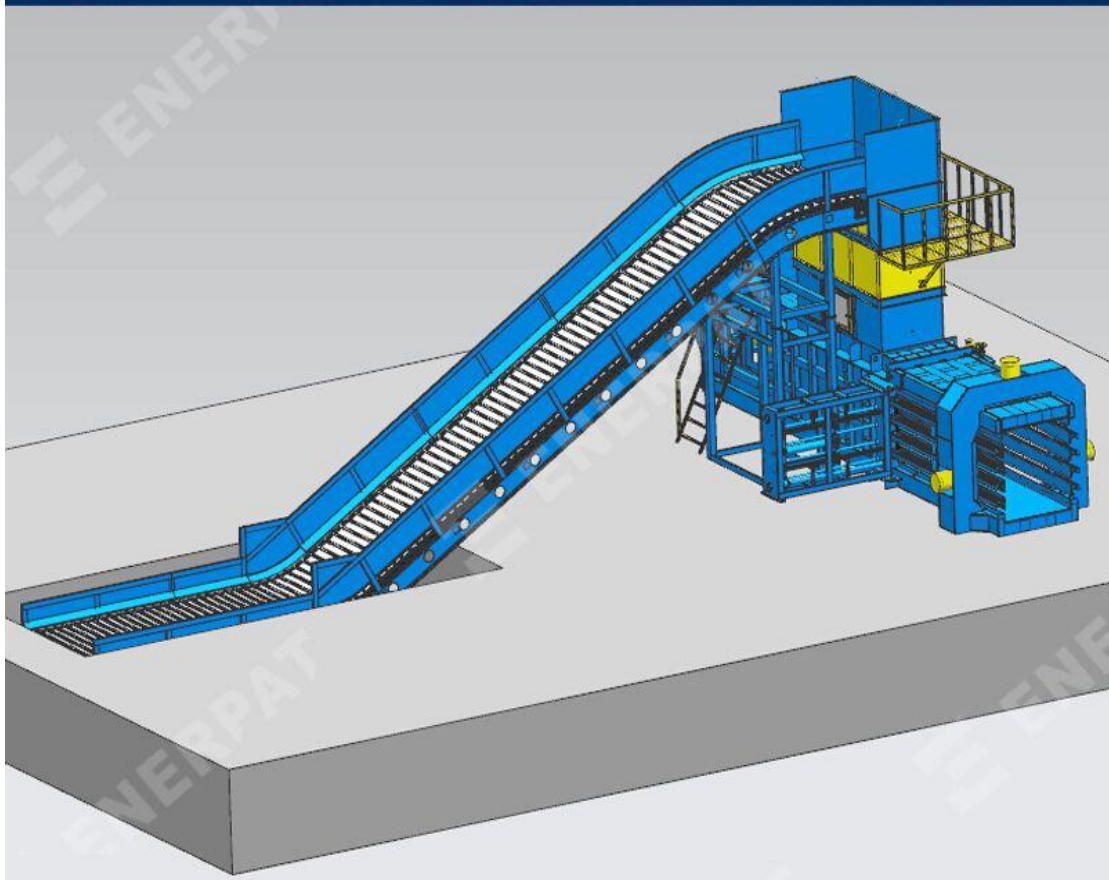
NO2 【Equipment Overview】

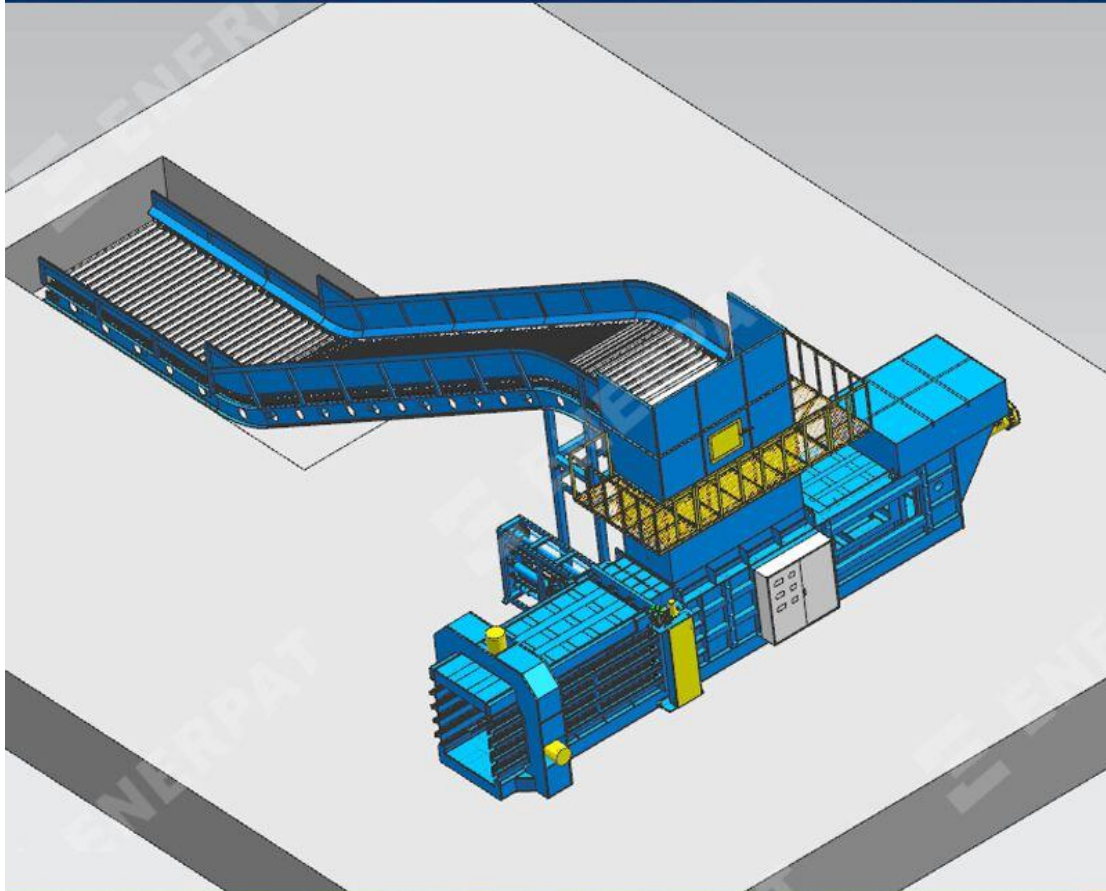
The Baler including:

1. Steel Chain Feeding Conveyor
2. Feeding Hopper
3. Mobile Bottle Perforator
4. Main Pressing Ram
5. Press Chamber
6. Auto-Tying System
7. Hydraulic System
8. Electrical System

N03 【Official Photo】







WWW.ENERPATGROUP.COM



N04 【Machine Unique Features】

- **Conveyor**



- 1) with feeding conveyor to fill the baler evenly and continuously
- 2) we install conveyor for all our auto horizontal baler

- 3) the thickness of the steel plate for the conveyor at least 3mm
- 4) all conveyors are made by enerpat

- **Special Press Ram**



- 1) with E-ECO special press ram to compact bulky materials

- **Control Panel**



Wide Touch Screen with High Resolution. Within the control unit is the capability of selecting the correct settings through the programmable logistic controller. You therefore can easily perform any fine-tuning, making the machine optimized to work perfectly for your requirements.

- **Independent Cooling System**



we supply 3 hydraulic system cooling choice

- 1) Industrial cooling machine, like our Home Air Conditioning, we can set one ideal temperature for the hydraulic system, once the temperature exceeds the set data, the machine will alarm for warnings, which system also supports 24 hours running.

- 2) Electrical cooling fan
- 3) Water cooling machine

- **Tying Bale System 1**



we buy the cutting blades for the auto tying bale system from Germany directly which can cut the steel baling wire fast in seconds. also the good quality blades material make sure which keeps for long time,save the spare parts cost for our customers.

- **Tying Bale System 2**



The auto tying bale system designed by Mr Mark engineer,who research the auto tying bale system for more than 20 years for USA and Europe baler company.also the SKF bearing which support the relibale running of this device.

- **Top Press Ram**



Unique Bale Density Control system automatically and continuously regulates the tensioning force exerted on the baled material. For "Slick materials", the Bale Density control system creates greater squeezing force to achieve the highest bale density

possible. No adjustments are required.

N05 【Technical Specifications】

NO	ITEM	UNIT	HBA120-110125
1	Pressure	tons	120
2	Motor Power	kw	55+1.5+5.5
3	Size of bale	mm	1100×1250×(500-1800)
4	Size of Feed Opening	mm	2100×1020
5	Cycle Time (Unload)	S	18
6	Capacity (OCC)	Tons/h	9.0-13.0
7	Number Of Belting	lines	5
8	Wire Size	mm	Dia 2.8
9	System pressure	Mpa	18
10	Oil pump	Ejecting qty	380 ML/R
11	Size of machine	mm	11000×3800×5000
12	Weight of machine	tons	20.0
14	Control	Full-Automatic	
15	Cooling System	Air Conditioner Cooling	
16	Feeding Conveyor	Belt: Steel Chain Belt Width: 1800 mm Conveyor Length 14000 mm Motor: 11 kw	

N06 【Machine Configuration】

Motor	SIEMENS
Pump	JINDA
Valve	HYTEK
Electric System	SCHNEIDER
Cooling	AIR CONDITIONER COOLING SYSTEM
Oil Cylinder Seals	JAPAN NOK
Oil Pipe Seals	GERMANY FOLON.A
High Pressure Hose	MAYLEAD
Tube Connector	USA EATON

N07 【Machine in the workshop】









恩派特环保
2018-03-05









N08 【Company Pictures】

NO9 【Electrical System】

One:Electric System

Adopting independent electric box control, electric box Is located by the side of the oil tank., centralized control. With Relay, Breaker, AC Contactor etc.Total 1 set ,the wire Connecting way is 5 wires-3 phase.also with earthing.With Electric power control box,and adopt European Norm wire Connecting ways.All wire connecting require wire line shipshape , clarity.All the buttons have obvious marks,the Design of the electric box should apply to the CE electric Safety demands. When all the electric elements and the wires Working ,the temperature can not exceed rating ,all the switch Shoud have good overload protection.

- A、 Machine should have safety protect loop
- B、 Wires should have enough protect and fixed
- C、 Cable have enough capacity and pressurization
- D、 All the parts should have earthing

Two:General requirement

1、 Public Project target demands

A Electric Power: 380/400/415/460VAC 50HZ; 220VAC
 $\pm 10\%$ 50HZ (Customization available)

B power consumption: approximately 90kw

C Environmental Temperature: - 10°C ~ +40°C

2、Other basic demands

Drawing Demands -Supplier should supply documents as below :

A layout of general

B Electrical principle chart

C Operation book (English)

D Spare-parts list

protection system

Motor protection grade:IP54

Insulation grade:B

Field terminal assembly:IP65

3、Test run

The supplier should test the machine for 8 hours.

4、Quality assurance ,Warranty,and afer sales service

4.1. Quality assurance and service

Quality assurance:

A All the parts and spare-parts of the machines are new.

B The warranty is 12 month

C Owing to the design/material/ processing problem, the supplier should change the spare-parts as free and repaire.

D If the problems caused by the user, the supplier should Repaire the machines, and the user should pay to us .

After sales service

A The supplier will teach the user as free

B The supplier may go to buyers yard install the machiens
But all the cost should pay by buyer.

C Regularly return visit to the client during warranty period

4.2. Quality assurance System

We design and produce all our machines apply to ISO9001:2000 , CE standard

4.3. The least test item and inspection by the factory

Mark: **M:** inspect by factory **R:** record **N:** No

Inspect and text project Factory Owner

Material inspect M R

Welding inspect M R

Appearance inspect M R

Size inspect	M	R
Performance inspect	M	R

Three、Machine Produce Reference Demands

GB8196	Light Industry Machinery safety protect
GB3805	Light Industry Machinery safety voltage
GB3829	Light Industry Machinery Leakage protect
GB5083	Light Industry Machinery enviroprotect
GB7311-87	Machine model and budgetary technique
GB/T 7932-1987	General Technical
JB 7233-94	Machine safety demands
QB/T 1586.1-93	Welding technical
QB/T 1586.2-93	Metal cutting technical
QB/T 1586.3-93	Assemble technical
QB/T 1586.4-93	Painting technical

Noise demands should apply to ISO9001:2000 Noise Index

Control System Db70-72

Four、Painting / Marks /Package

Painting:

- (1) Hopper , rotation parts ,pipe connecting are
Painted yellow
- (2) The machine body painted blue

Marks :

- (1) Safety warning marks
- (2) All the rotation parts should protected with
Safety equipments

Package

Seaworthy Package