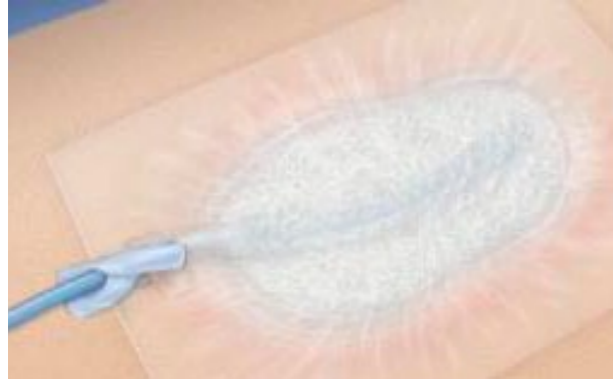


# Prontosan®

Ideal for:



Negative Pressure Therapy




Debris removal in Emergency. eg: gravel, dried blood etc.



Assisting sites of skin grafts

For further information, please contact your local B. Braun representative, or phone Customer Service on 1800 251 705



References: 1. Evaluating Prontosan in a Chronic Wound Care Setting / Gary Bain RN CNC MClInEd BN DipApSc (Australia), August 2009 2. Institution: AZ St Elizabeth, Zottenegegn, Wound diagnosis: Venous leg ulcer contaminated with MRSA, 2006.

# Prontosan®

Only a clean wound can heal.  
Experience the Prontosan® effect.



Wound Irrigation Solution



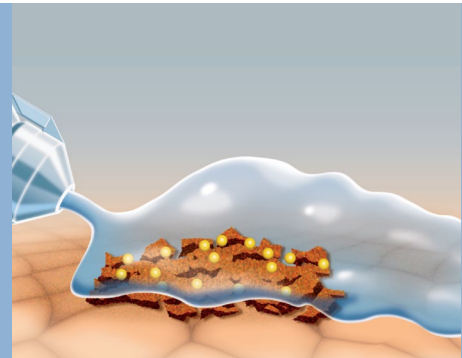
- Reduction of chronic inflammation
- Removal of biofilm
- Improved pain control and gentle on skin
- Absorption of wound odours
- Ideal preparation for Negative Pressure



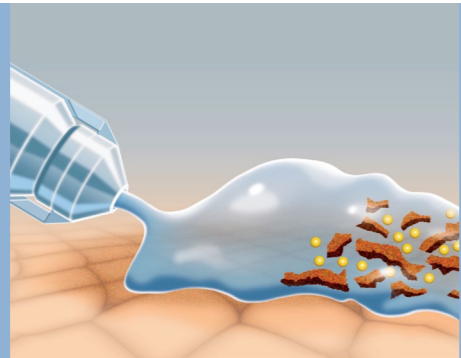
A: 38 Hector Street OSBORNE PARK WA 6017  
T: 08 9361 0843 | F: 08 9470 3647  
E: medsales@medsales.com.au | W: www.medsales.com.au

# Prontosan®


Only a clean wound can heal. Experience the Prontosan® Effect.



Traditional irrigation solutions superficially wet wound



Irrigation/Soak with Prontosan® penetrates and cleanses prior to wound dressing



Drop Comparison (surface tension)

## The Role of Wound Cleansing in Wound Bed Preparation

One of the most important principles of proper wound bed preparation is certainly wound cleansing, as only a clean wound can heal rapidly and without complications.

Avital tissue such as necrosis and fibrin coating, detritus and a high bacterial load can considerably affect wound healing, resulting in stagnation of the wound healing process.

It must be remembered that the treatment of a chronic wound can take several months, and therefore highly effective, gentle and patient-friendly wound cleansing is of great significance. Particular attention should therefore be given to the choice of wound cleansing agent.

## Important Criteria for a suitable Wound Cleansing Agent

- Efficient removal of the "bacterial burden" or biofilm
- Broad "therapeutic range"
- Maintain optimal wound moisture
- Product can be warmed
- Practical application
- Increase in quality of life (elimination of wound pain and odour)
- Rapid and gentle elimination of the "bioburden" (avital tissue)
- Compatible with common wound dressings

## Prontosan soak and rinse. Example of visual cleaning:

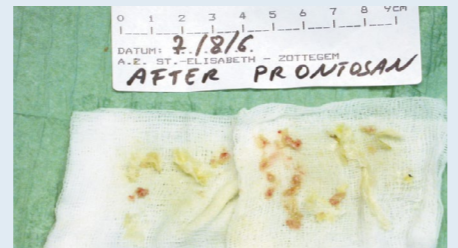


3 year old wound<sup>2</sup>  
Wound edges are epithelized but the wound surface is sloughy and the debris coating is hard to remove. Gauze swabs are soaked in Prontosan® Irrigation Solution and left on the wound for 10 minutes.

Note: Outcomes achieved may differ depending on wound scenario.



Result after 10 minute soak.  
The slough and debris coating has been gently and effectively removed from the wound surface, leaving the wound bed prepared for optimal healing.



Gauze swabs show evidence of slough and debris after they have been removed. This is the typical result following the Prontosan® technique. To continue the Prontosan® regime a thin layer of Prontosan® Gel can be applied to the wound to provide safe, gentle and effective debridement.

# Prontosan®

Simple, Gentle and Effective Wound Bed Preparation

## Steps to Apply Prontosan® Wound Solution:



**1. Remove dressing and rinse**  
As you remove wound dressing, pre-rinse wound with Prontosan® Solution.



**2. 10 minute soak**  
Wet/Soak gauze with Prontosan® and leave on wound bed for 10 – 15 minutes. This allows time for the surfactant (Betaine) to loosen and remove wound contaminants.



**3. Rinse with Prontosan®**  
Remove soaked gauze, then rinse / irrigate wound with Prontosan® to remove any loose surface debris. There is no need to rinse Prontosan® off.

## Prontosan® Main Ingredients:

**Undecylenamidopropyl Betaine:** A very mild, active surfactant with a dual water and oil solubility. Betaine is exceptionally mild. Surfactants are wetting agents that lower the surface tension of a liquid, allowing easier spreading, and lowers the interfacial tension between two liquids. The action of a surfactant on a wound is to assist in the separation of loose non-viable material on the surface of a wound,

**Polyhexamethylene biguanide (PHMB):** A preservative that is also known for its antiseptic properties. PHMB has demonstrated efficacy in the management of non-healing chronic and/or refractory wounds (eg second degree burns), and helps promote granulation and epithelialisation. Non-toxic, no tissue irritations or resorption issues. Also known to be effective for treatment of infected wounds. PHMB keeps Prontosan® gentle on skin.

## Prontosan® especially designed for:

- Chronic wounds
- Acute wounds
- Fistulas and Abscesses
- EB Wounds
- Post-radiation wounds
- 1st and 2nd degree burns
- Use with negative pressure therapy

## Ordering Information

Description	Size	Unit/Box	Code
Prontosan® Wound Gel	30 ml	20	400510
Prontosan® Wound Irrigation Ampoule	40 ml	30	400419
Prontosan® Wound Irrigation Solution	350 ml	10	400431
Prontosan® Wound Irrigation Solution	1000 ml	10	400432



Lasts up to 8 weeks once opened.  
(Excluding single use 40ml solution)

## Application Hints and Tips:

Do	
✓	Use Prontosan® Soak and Rinse step at every dressing change
✓	Use with all types of wound dressing (Excludes maggot dressings)
✓	Can be warmed to body temperature (eg. baby bottle heating device)
✓	Use for up to 8 weeks after opening
✓	Date the bottle once opened
Do Not	
✗	Rinse Prontosan® off after use
✗	Use if known allergies with ingredients
✗	Mix with other substances for application - effective as is
✗	Pour Prontosan® Solution into open wound if unsure of wound base (Topical use only)



Askina Silicone Wound Dressing Range also available