



# PROVEN PERFORMER

## Vended Laundry

SFNNXA (front loading washer - White)

SFNNXA-SS (front loading washer - Stainless Steel)

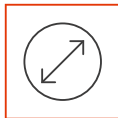
SDENXA (electric dryer), SDGNXA (gas dryer)

### Front loading washer features

- Improved suspension with new out-of-balance logic
- High spin speed up to 1,200 rpm removes more water from clothes, speeding up drying cycles and lowering dryer energy usage
- Heavy-duty construction with stainless steel wash bowls
- A pump drain allows our front load washers to be installed adjacent to or replace top load washers with no special plumbing
- Redesigned supply dispenser features four compartments and automatically dispenses as needed for a complete wash
- Single slot electronic multi denomination coin drop for versatility and accuracy
- Digital display and countdown



STAINLESS STEEL WASHER DRUM



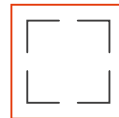
LARGE DOOR OPENING



LOW WATER CONSUMPTION



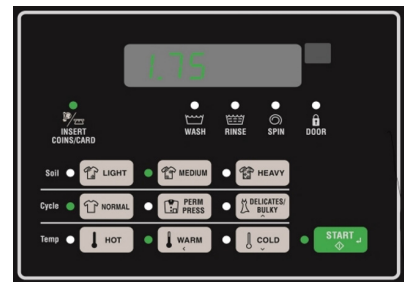
LOW ENERGY CONSUMPTION



COMPACT DESIGN

### Dryer features

- Durable galvanized steel cylinder with an extra-large 198 litres of volume
- Efficient dryer heating with 27 MJ (gas models) and up to 4,000 Watts (electric models)
- Extended tumble helps eliminate wrinkling by tumbling for two minutes at 20 minute intervals if the dryer door isn't opened decreasing fire risk
- Quiet, efficient blower system uses a superior airflow of 5100 litres per minute for fast efficient drying
- 1913.8 sq. cm door opening is the largest in the industry, providing easy loading and unloading for customers
- Digital display with countdown
- Reversible door



## Controls

### Quantum™ Gold

In addition to its network capabilities and remote off-site management features, Quantum™ Gold offers additional owner and customer benefits such as PC programming and machine audit capabilities, as well as time-of-day pricing, a "lucky cycle" for loyal customers and the ability to interface with the store owner's payment systems. Cycle modifier keys create additional profit opportunities for store owners.

## CARD VEND

### Compatible Units

The QUANTUM GOLD control has the flexibility to be integrated with a number of after market - Cashless Payment Systems.

Connection with or without Coin Mechanism - and partnered with Insights Pro Smart Phone App.

Ask your consultant for details.



Supporting Smart Card, Tap & Go, Mag Stripe



SFNNXA



SFNNXA-SS (Stainless steel)



SDENXA, SDGNXA

	SFNNXA SFNNXA (Stainless steel)	SDENXA SDGNXA
Type	Front Loading Washer	Single Dryer
Control	Quantum Electronic	Quantum Electronic
Control location	Front	Front
Drum		
Capacity kg	10 kg	10 kg
Cylinder volume litres	96.8 Lt	198 Lt
Width mm	683	683
Depth mm	704	711
Height mm	1126	1126
Drum speed		
Spin speed G-Force	440	n/a
Spin speed rpm	1200	n/a
Motor		
Motor size kW	Variable speed induction 0.67	0.25
Cabinet		
Cylinder finish	Stainless steel	Galvanized
Colours	White or Stainless steel	White
Door type (solid/window)	Window	Solid
Heating		
Heat sources	n/a	Electric or Natural Gas, LPG optional
Heating element (Electric W)	n/a	4000
Connection		
Gas inlet connection mm	n/a	9.5mm
Gas consumption MJ/Hr	n/a	27 MJ
Exhaust outlet dia. mm	n/a	102mm
Exhaust airflow litres/sec	n/a	85
Water temperatures	3	n/a
Operation		
Cycles	Up to 30 programmable	High, Medium, Low, Delicates, No Heat
Water consumption per cycle litres	44.3	n/a
Water pressure kPa	140/830 kPa	n/a
Cycle indicator lights	Digital display	Digital display
Power		
Electrical requirements (voltage/Hz/Ph)	240/50/1, 6 amp	240/50/1, Electric 20 amp, Gas 4 amp
Transport data		
Net weight kg	122	Electric/Gas 68/70
Shipping weight kg	132	Electric/Gas 73/75
Dimensions H×W×D mm	1126×683×704	1126×683×711
Packing dimensions H×W×D mm	1156×737×832	1156×737×832
Agency approvals		
Available agency approvals	SAA Electrical	SAA Electrical, AGA #4945 Gas

## OH&S

### Plynths

For easy loading, 150mm and 300mm steel bases are available for both Washers and Dryers.

### CASHLESS VENDING OPTIONS:

Individual Credit Card Readers on each machine

Ethernet connected or via 4G SIM

Options for cycle modifiers

Or a Central Pay Kiosk unit for all equipment.

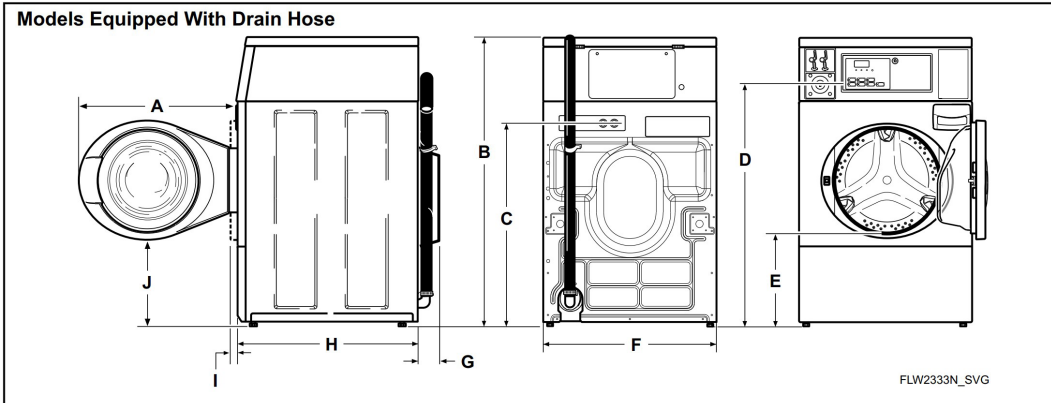


Supporting  
Smart Card, Tap & Go, Mag Stripe

## Dimensions Front Loading Washer

	A	B	C	D	E	F	G	H	I	J
SFNNXA	610	1126	813	938	371	683	52	704	40	333

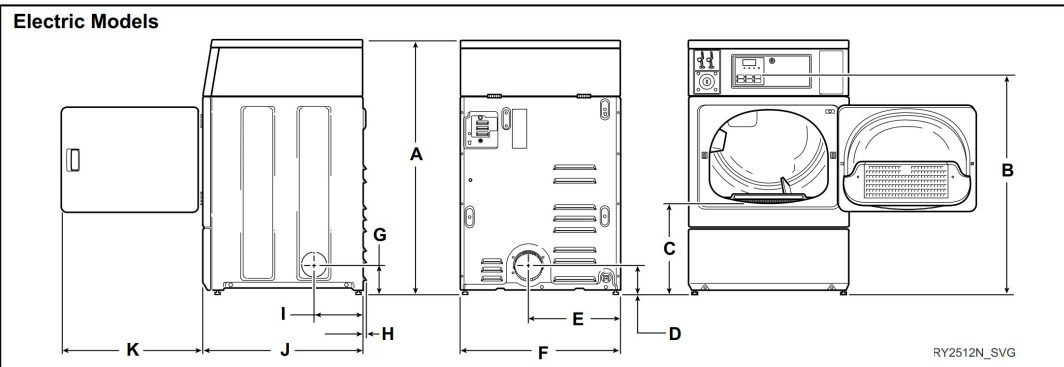
### Models Equipped With Drain Hose



## Electric Dryer

	A	B	C	D	E	F	G	H	I	J	K
SDENXA	1126*	938*	392*	102*	391	683	114*	10	203	711	597

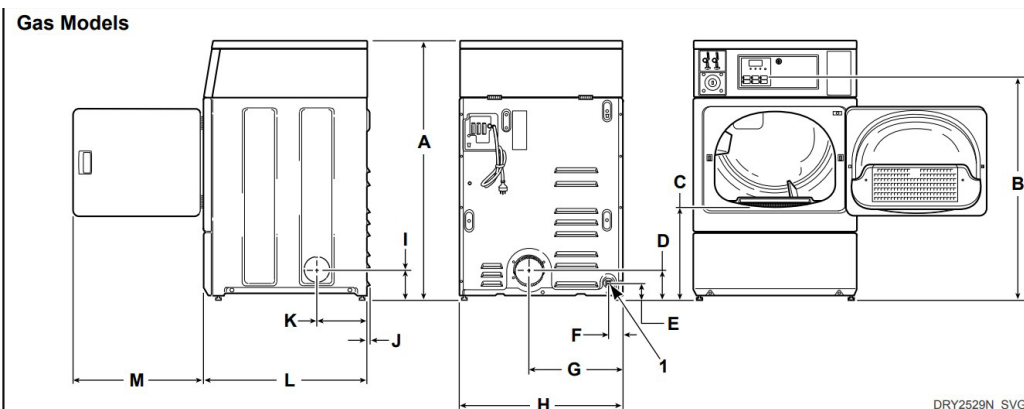
### Electric Models



## Gas Dryer

	A	B	C	D	E	F	G	H	I	J	K	L	M
SDGNXA	1126*	938*	392*	102*	70*	60	391	683	114*	10	203	711	597

### Gas Models



#### 1. 3/8 in. NPT Gas Connection

All measurements are in mm. \*With levelling legs turned into base.

NOTE: Exhaust openings are 102 mm metal ducting.

Gas models cannot be vented out left side of cabinet because of burner housing.

IMPORTANT: The dryer should have sufficient clearance around it for needed ventilation and for the ease of installation and servicing. For maximum drying performance, we recommend that more clearance be allowed around the dryer than the clearances that are listed here.

 **Speed Queen**®

 **andrew  
barton**  
l a u n d r y   s y s t e m s

Andrew Barton Laundry Systems.  
67 Colebard Street West, Acacia Ridge  
QLD 4110  
Ph: +61 7 3716 1333  
Fax: +61 7 3716 1398  
W: [www.andrewbarton.com.au](http://www.andrewbarton.com.au)  
E: [info@andrewbarton.com.au](mailto:info@andrewbarton.com.au)  
Servicing Queensland