




Cable Management - Cable hook








Illustration	Description	Fixing	Weight	Part no.
	Triple cable hook To mount to front joint of arm	To mount to non-height adjustable arms	0.5 kg / 1.1 lbs	Z-KH3-70.1
		To mount to height adjustable arms	0.5 kg / 1.1 lbs	Z-KH3-71.1
	Triple cable hook	Details page 2	0.6 kg / 1.3 lbs	Z-KH3-Y.1
	Triple cable hook with down post rotatable To mount to front joint of arm	To mount to non-height adjustable arms Length 150 mm / 5.9"	0.6 kg / 1.3 lbs	Z-KH3-70.1_150
		To mount to height adjustable arms Length 150 mm / 5.9"	0.6 kg / 1.3 lbs	Z-KH3-71.1_150

Fixings Y

for cable hooks



Illustration	Description	Notes	Weight	Part no.
	Horizontal rail clamp	To mount to horizontal rail 10 x 25, 8 x 35, 10 x 30, 10 x 50 mm With locking, to mount to horizontal rail 10 x 25, 8 x 35, 10 x 30, 10 x 50 mm	0.2 kg / 0.4 lbs 0.2 kg / 0.4 lbs	6H 6R
	Vertical rail clamp	To mount to vertical European rail 10 x 25 mm	0.5 kg / 1.1 lbs	3
	Adapter for vertical wall channel	To mount to CIM wall channel (compatible with GCX channel)	0.1 kg / 0.2 lbs	4Z
	Universal pole clamp	V-block to mount to poles \varnothing 23 - 40 mm / \varnothing 0.9 - 1.6"	0.6 kg / 1.3 lbs	1V
	Fixed pole clamp	To mount to pole \varnothing 25 mm / \varnothing 1" To mount to pole \varnothing 30 mm / \varnothing 1.2" To mount to pole \varnothing 35 mm / \varnothing 1.4" To mount to pole \varnothing 38 mm / \varnothing 1.5"	0.3 kg / 0.7 lbs 0.4 kg / 0.9 lbs 0.4 kg / 0.9 lbs 0.4 kg / 0.9 lbs	1 1B 1F 1C

How to create part numbers

Part numbers can be easily created by following the steps below:

Please replace the letters in **green** with the part no. code as per your requirements.

1. Specify where you want to mount the arm and select the fixing (Y):

1V	=	pole ø 23 - 40 mm / 0.9 - 1.6"
1	=	pole ø 25 mm / 1.0"
1B	=	pole ø 30 mm / 1.2"
1F	=	pole ø 35 mm / 1.4"
1C	=	pole ø 38 mm / 1.5"
2F	=	horizontal rails 10 x 25, 8 x 35, 10 x 30, 10 x 50 mm
3	=	vertical rail 10 x 25 mm
4S	=	vertical wall channel
4V	=	vertical wall channel (only for drawers)
4Z	=	vertical wall channel (only for accessories, not for support arms)
5	=	horizontal rails 10 x 25, 8 x 35, 10 x 30 mm
6H / 6R	=	horizontal rails 10 x 25, 8 x 35, 10 x 30, 10 x 50 mm
6V	=	vertical rails 10 x 25, 8 x 35, 10 x 30, 10 x 50 mm
19	=	Dräger Ambia pendants & headwalls
70	=	non-height adjustable arms
71	=	height adjustable arms

2. Choose the colour requested for decorative parts (C):

gr	=	RAL 7024 (graphite grey)
bl	=	RAL 5013 (cobalt blue)
w	=	RAL 9016 (traffic white) only for drawers, wall channels and handle for carts

3. Choose the colour requested for the aluminium die-cast parts (D):

1	=	RAL 9016 (traffic white)
2	=	RAL 9002 (grey white)

Example

Area of application		Typ of accessory		01 Fixing		02 & 03 Colour		04 Keyboard Tray
Z	-	EF	-	Y	.	CD	-	T
Z	-	EF	-	4S	.	bl1	-	50S

General notes

Custom-designed solutions and MRI applications

Please contact us for **custom-designed** solutions.

Product marking

All products which are classified as medical product risk class 1 are CE marked. As **medical product risk class 1** they are conform with the regulations (EU) 2017/745 (MDR) and IEC 60601-1. Other standards of the IEC 60601 series are not applicable to our products, regardless of their version.

MD A stand-alone product that is already classified as a medical product class 1 before being integrated into an overall medical device. The product is CE-marked. A declaration of conformity is available.

~~MD~~ Accessories or spare parts that have no independent function and are therefore not subject to the MDR. These products are not CE-marked. A declaration of conformity is not required.

Warranty

All CIM products have a 5-year warranty to be free of defects in material and functionality from the date of delivery.

How to find the right product for your needs?

No problem with our configurator

<https://cim-configurator.com>

