



ACUSON P500

Ultrasound
Anytime, Anywhere.

Ultrasound

Anytime, Anywhere



Siemens Healthineers engineered the compact and powerful ACUSON P500™, a portable ultrasound system designed to equip clinicians with a powerful lineup of clinical applications right at bedside.

Focused entirely on the user, the ACUSON P500 is your go-to platform to evaluate clinical manifestations, facilitate accurate diagnoses, and to assist procedures in emergency and critical care.

With the ACUSON P500, Siemens Healthineers is enabling high quality of care and ultrasound imaging anytime, anywhere.



See better



Scan faster

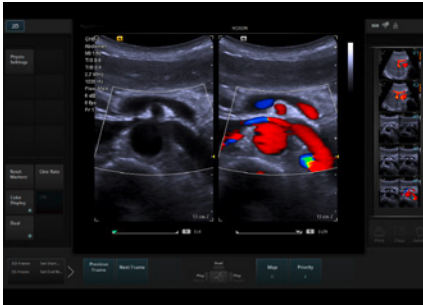


Go further

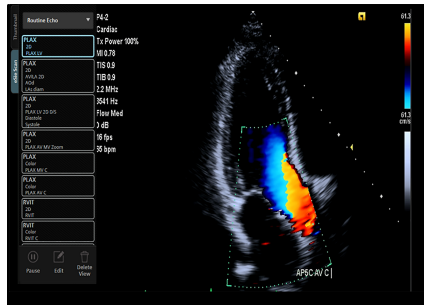


See better

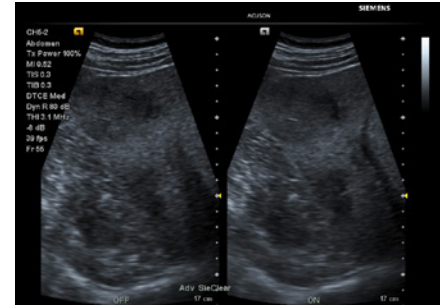
Overcome the challenges of motion artifacts and achieve high quality images.



Reduce artifact and improve visualization of vessels, such as this image of upper abdominal vasculature, with Clarify™ vascular enhancement (VE) technology.



Select Apical 3 Chamber measurement, annotation & body marker package in the package drop-down menu through eSieScan™ workflow protocols.

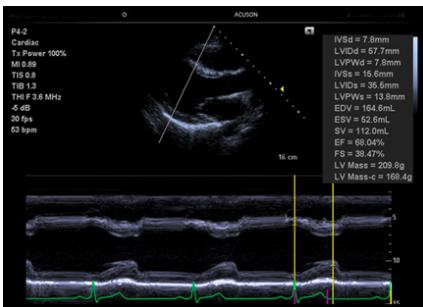


Dynamic TCE™ tissue contrast enhancement technology, as seen on the right side of this dual image, greatly improves detail resolution and border detection of multiple focal liver lesions.

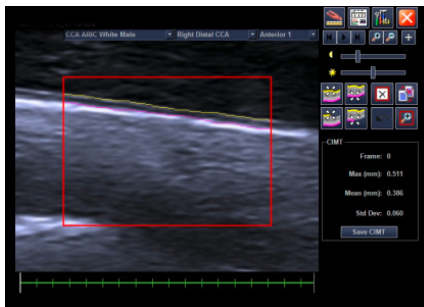


Scan faster

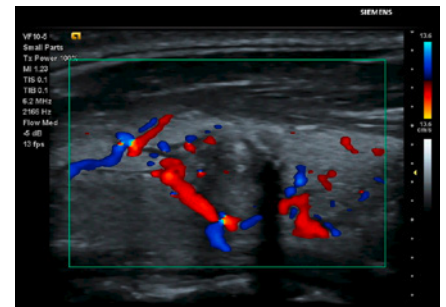
Ability to greatly improve workflow powered by an innovative and user friendly interface with integrated Touch technology and quick boot-up times.



Auto M-Mode of Left ventricle (PLAX) using eSie Measure™ workflow acceleration package.



Automatically measure carotid intima-media thickness and accurately evaluate vascular age with syngo® Arterial Health Package (AHP).

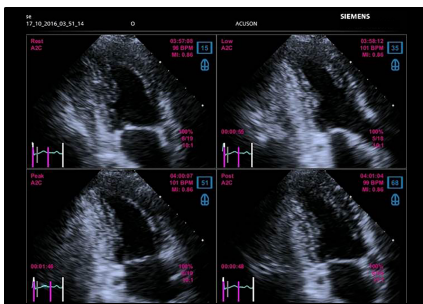


Auto Flash Color Artifact Suppression allows you to scan rapidly without flash artifacts as seen in this color Doppler of a thyroid nodule.

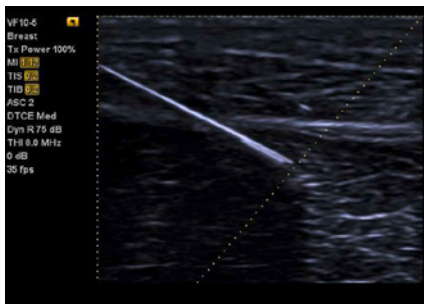


Go further

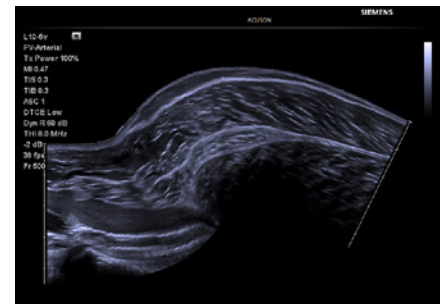
Offering exceptional detail and quality of information with over 11 innovative transducers, advanced Intra-cardiac echo imaging capabilities, needle guidance solutions, and much more.



Configure in a variety of stress test protocols including this Apical 2 chambers stress test using the ACUSON P500.



Potentially reduce errors and complications while improving accuracy, such as in this breast biopsy, with Needle Visualization technology.



Visualize more in a single image and maintain anatomical context with SieScape™ panoramic imaging of the popliteal vein and calf muscles.

The products/features mentioned in this document may not be commercially available in all countries.

Due to regulatory reasons their future availability cannot be guaranteed. Please contact your local Siemens organization for further details.

Standalone clinical images may have been cropped to better visualize pathology.

ACUSON P500, Clarify, TCE, eSie Measure, eSieScan and SieScape are trademarks of Siemens Medical Solutions USA, Inc.

syngo® is a registered trademark owned by Siemens Healthcare GmbH.

To learn more about ACUSON Freestyle Series Ultrasound Systems, please contact us at siemens.com/ultrasound.

Siemens Healthineers Headquarters

Siemens Healthcare GmbH
Henkestr. 127
91052 Erlangen
Germany
Phone: +49 9131 84 0
siemens.com/healthineers

Legal Manufacturer

Siemens Medical Solutions USA, Inc.
Ultrasound
22010 S.E. 51st Street
Issaquah, WA 98029, USA
Phone: 1-888-826-9702
siemens-healthineers.com/ultrasound