

DIVA 450 GS

NEW



Leds di serie  
LEDs standard



Centralina  
elettronica touch  
screen con com-  
andi incorporati  
Electronic touch  
screen control  
unit with built-in  
commands



**GS:**  
Struttura interna acciaio inox  
Internal stainless steel frame



Migliore aera-  
zione con gri-  
glie dal design  
esclusivo  
Better ventilation  
with exclusive  
design grates

Ruote girevoli con e senza freno  
Wheels with and without brake

Colore standard  
Standard color

COD. 53

DIVA 450 GBT **NEW**



**GBT:**  
Vetro triplo  
basso emissivo  
Low-emissivity  
triple-glazed



**GBT:**  
n° 6 griglie fisse evaporanti  
No. 6 fixed evaporating shelves

DIVA 450 BTV BIS **NEW**



**BTV-BIS:**  
Sistema NO-FROST  
NO-FROST system



		°C	mm. (LxPxH)	Lt.	<b>DI SERIE</b>	Watt	% U.R.	DEFROST			Kg.		
<b>NEW</b> Diva 450 GS		+4/+10	700x680x1910	450	n° 5 mm. 555x495	720	60		230v/1/50Hz		R404a	171	Optional LED di serie
<b>NEW</b> Diva 450 GBT		-5/-18	700x680x1910	450	n° 6 mm. 550x560	790	40		230v/1/50Hz		R404a	180	Optional LED di serie
<b>NEW</b> Diva 450 BTV-Bis		+5/-18	700x680x1910	450	n° 5 mm. 555x495	1020	70/40		230v/1/50Hz		R404a	197	Optional LED di serie

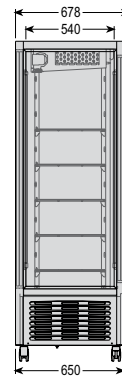
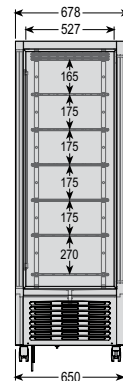
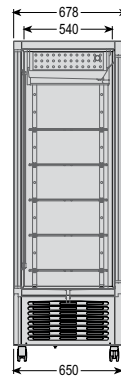
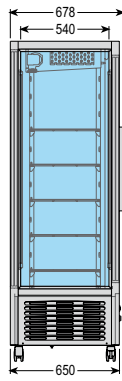
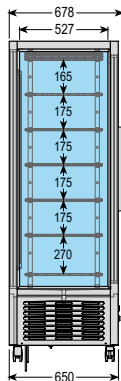
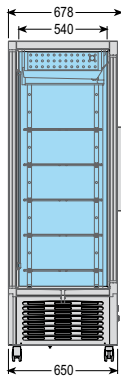
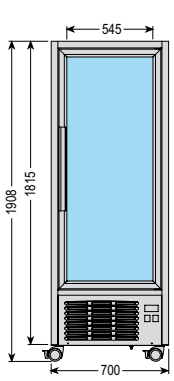
Dati di collaudo • Test details • Détails d'essai • Prüfungsergebnisse • Datos de ensayo • MAX = (30°C - % U.R. 55)

Prezzi vedi LISTINO a pagina 26  
See PRICE LIST on page 26

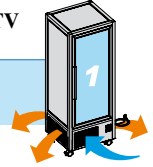
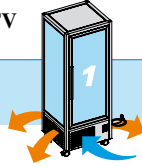


DIVA 450

□□□DIVA 450

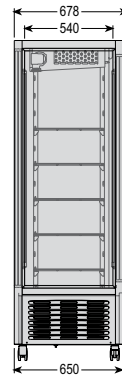
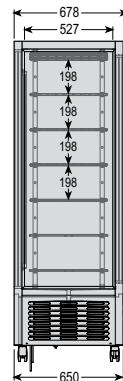
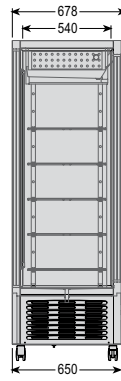
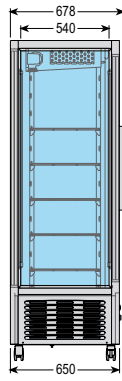
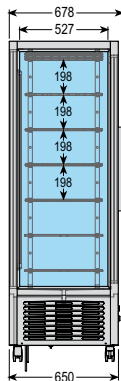
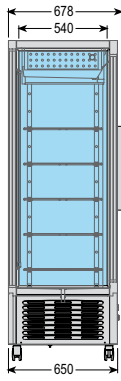
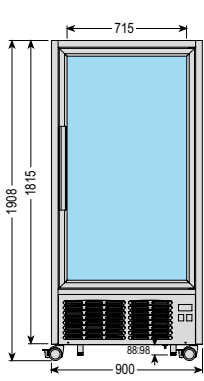


GS GBT BTV-Bis TOUCH SCREEN

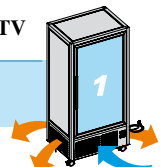
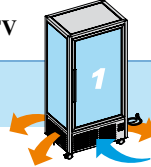


DIVA □50

□□□DIVA □50

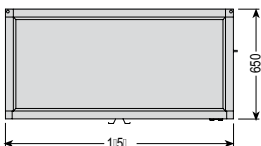
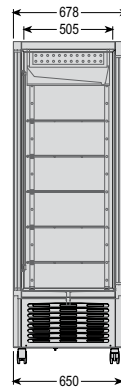
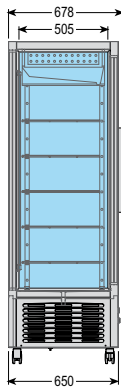
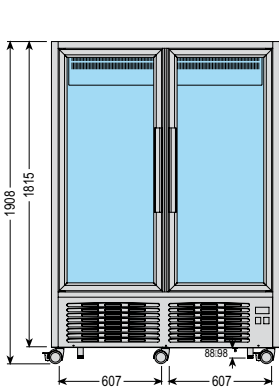


GS GBT BTV-Bis TOUCH SCREEN



DIVA □00 □□

□□□DIVA □00 □□



TOUCH SCREEN

