

An aerial view of the deck of a white boat on a vast blue ocean. The boat's deck is white and features several cylindrical structures, likely part of the infusion system. A white railing surrounds the deck area. In the background, a thin strip of land is visible on the horizon under a clear blue sky. A string of lights is visible on the left side of the boat.

SYS Series Infusion System

V 4.3

What's the basic function of an infusion/syringe pump?



Single Pump

Basic modes: Time mode, Rate mode, Weight mode

High accuracy: Infused as setting

Easy operation: Easy to learn and easy to use

Here comes the new generation of

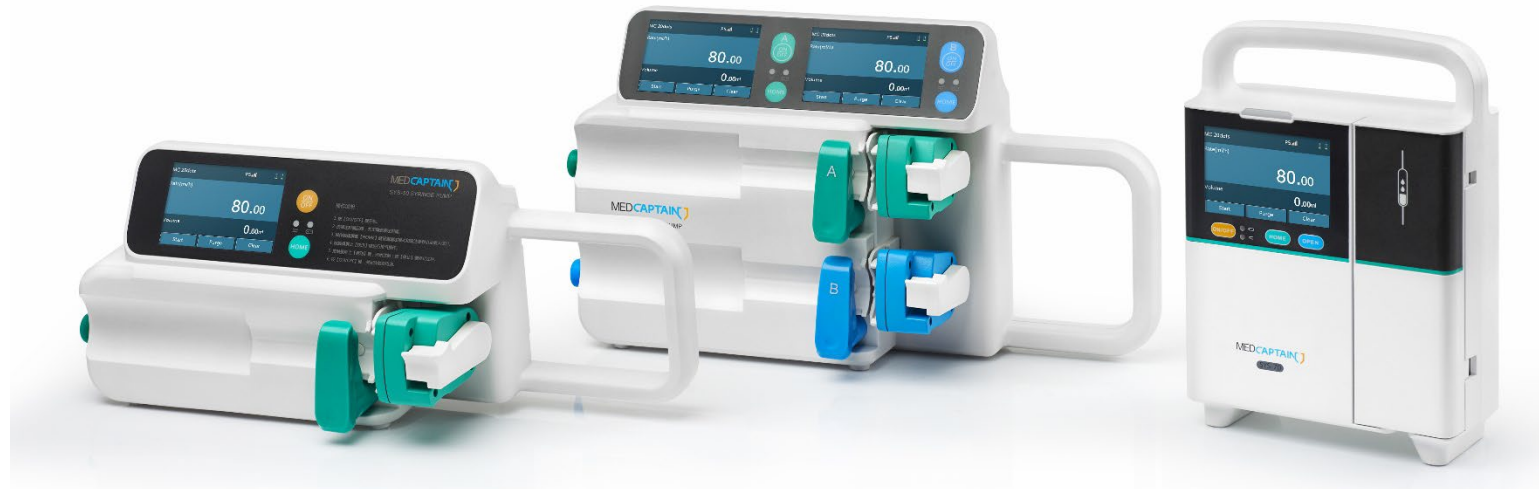
SYS Series Infusion System

Smarter Safer and more Simplified

New Generation of SYS Family

The best single pump ever

- Basic modes → More functions for different applications
- High accuracy → High accuracy for different consumables
- Easy operation → Bigger touchscreen for easier operation

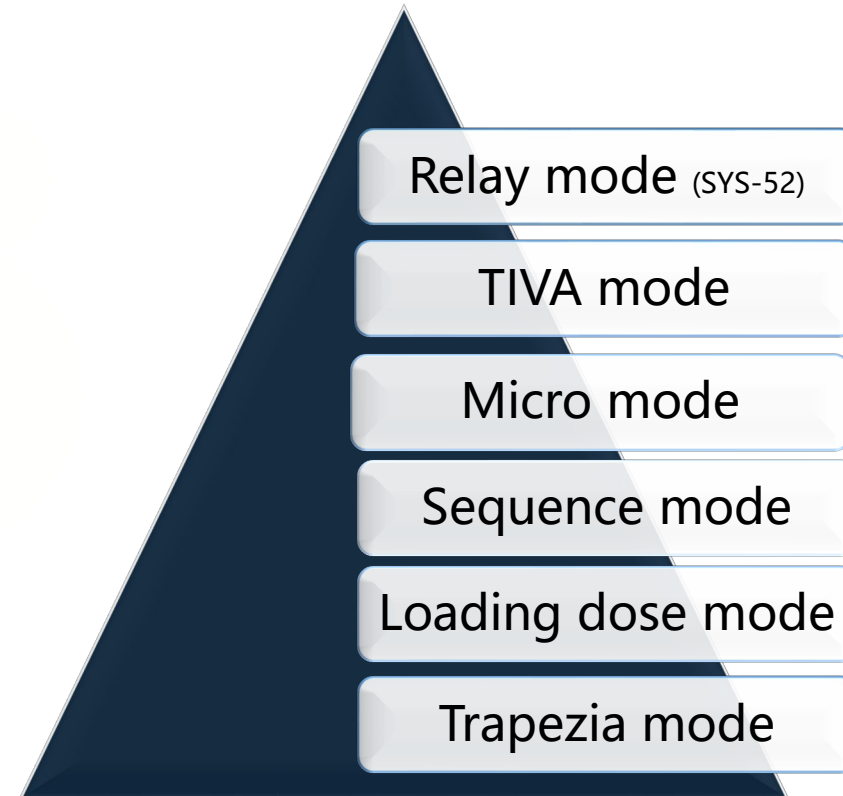
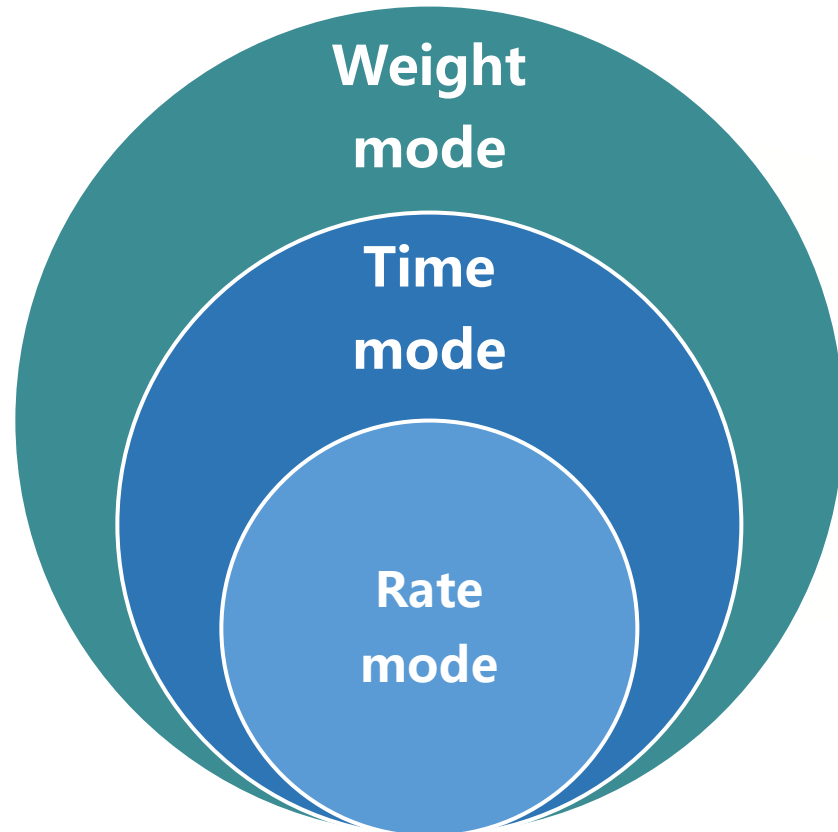


SYS-50

SYS-52

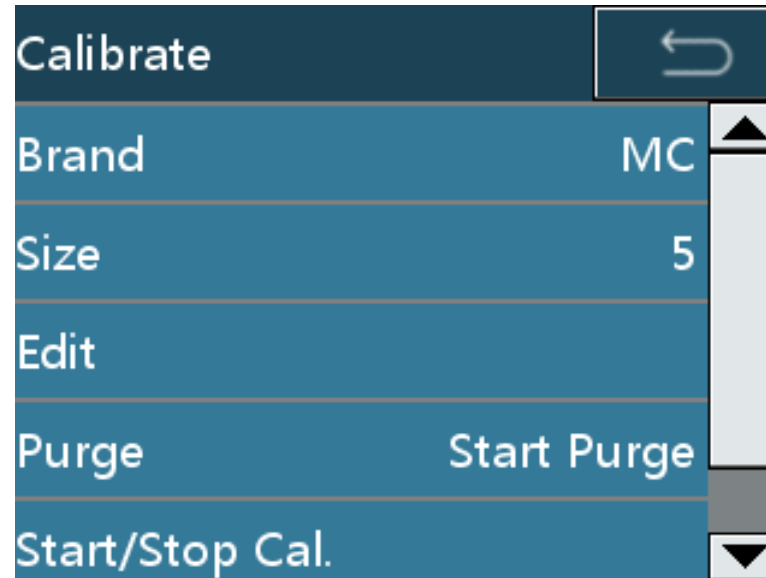
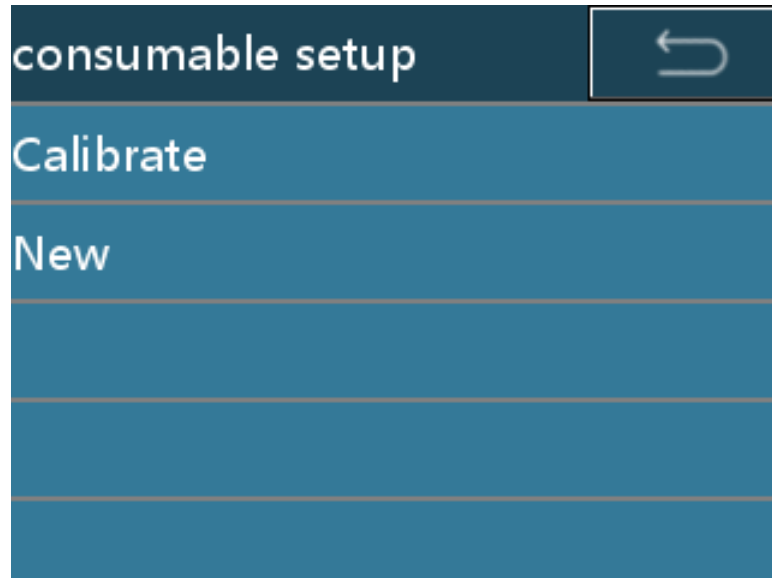
SYS-70

Various Working Modes



Trump Card—Accuracy

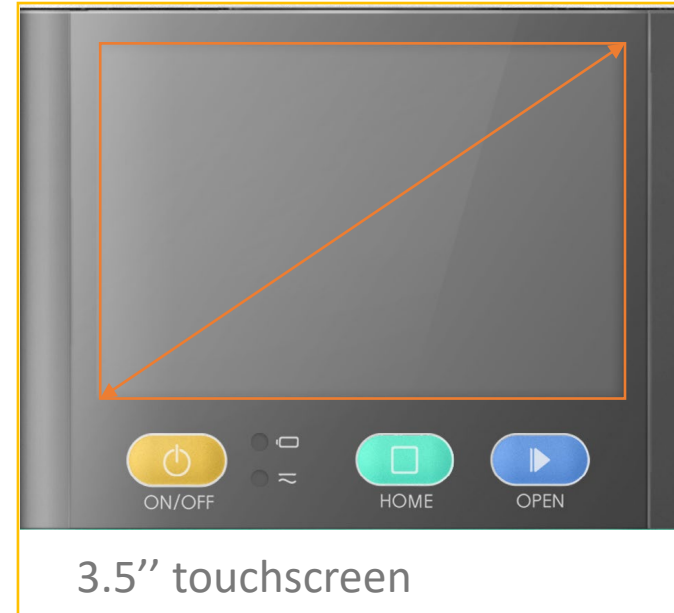
- Not only accurate with Medcaptain consumables
- But also with other brands
- Consumable calibration is available on each device



Designed by Medcaptain—Touchscreen

 3.5" Touch screen operation

- Touch for what you need
- 2min for training



Protected by IP24/34



IP (Dust protection level) (Liquid protection level)

- Dust protection: Prevent dust entering
- Liquid protection: No liquid damage
- Easy to clean and disinfect



Emergency Application

- EN1789 certified
- Can be used for ambulance
- Large battery supports the application max. to 20 hours



Common Selling Points

Features	Advantage	Benefit
Various working modes	Meets the requirement from different application in different department	Simplify the setting for different patient
Consumables compatibility	After calibration, there will be a high accuracy for different consumables	Hospital does not need to change the consumable
3.5' touchscreen	No need to remember the function of different keypad, touch for every move	Easy to learn, quick to start
IP24/34	High protection level, prevent dust and liquid damage	Can be used in complicated environments
EN1789 certificate	Can be used on ambulance	Well accepted by Emergency department



This is

SYS-70

The champion of infusion pump


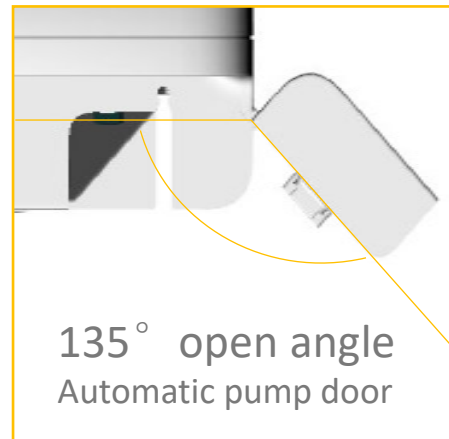
MEDCAPTAIN

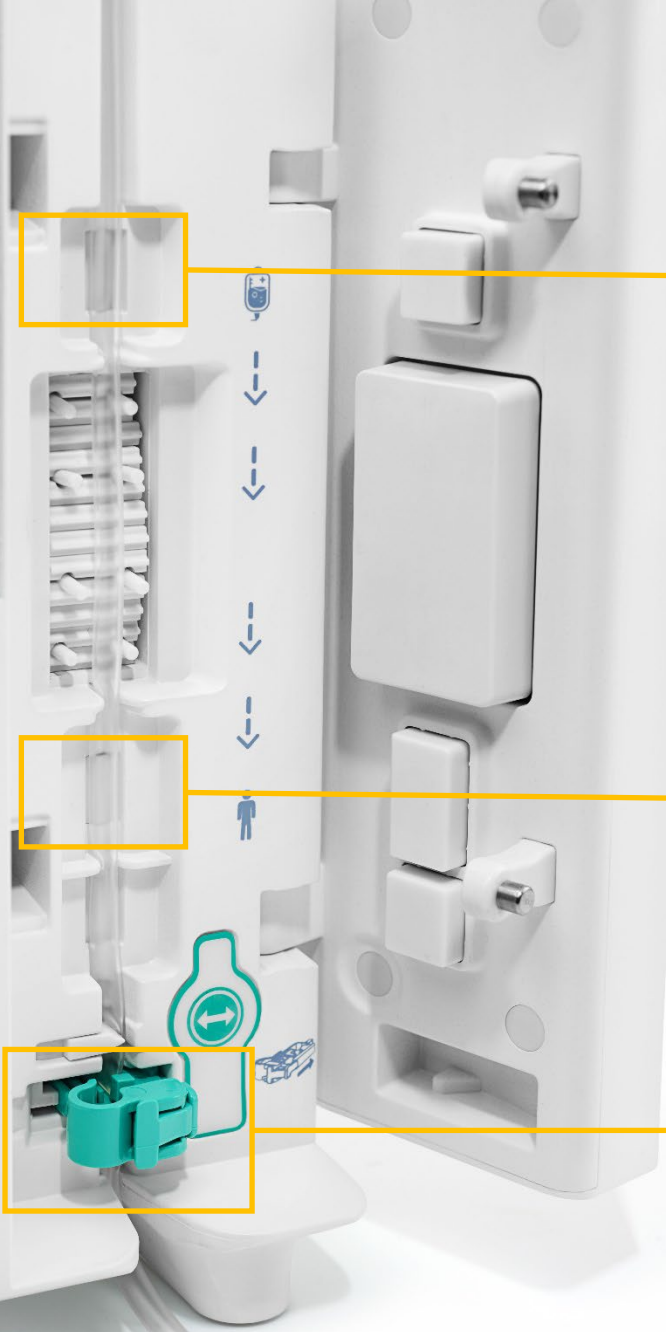

SYS-70 | Simple & Significant



Automatic pump door &
Automatic anti free-flow system

Innovative Pressure-Adjustable module
High accurate infusion





Upstream occlusion sensor
75mmHg-975mmHg

Air bubble sensor
Min to 15ul

IV set anti-freeflow clamp
Great free flow protection


SYS-70 | Simple & Significant

SYS-70 | Simple & Significant



USB 3.0 interface
Integrated IT solutions

Large volume battery
Max to 20h operation

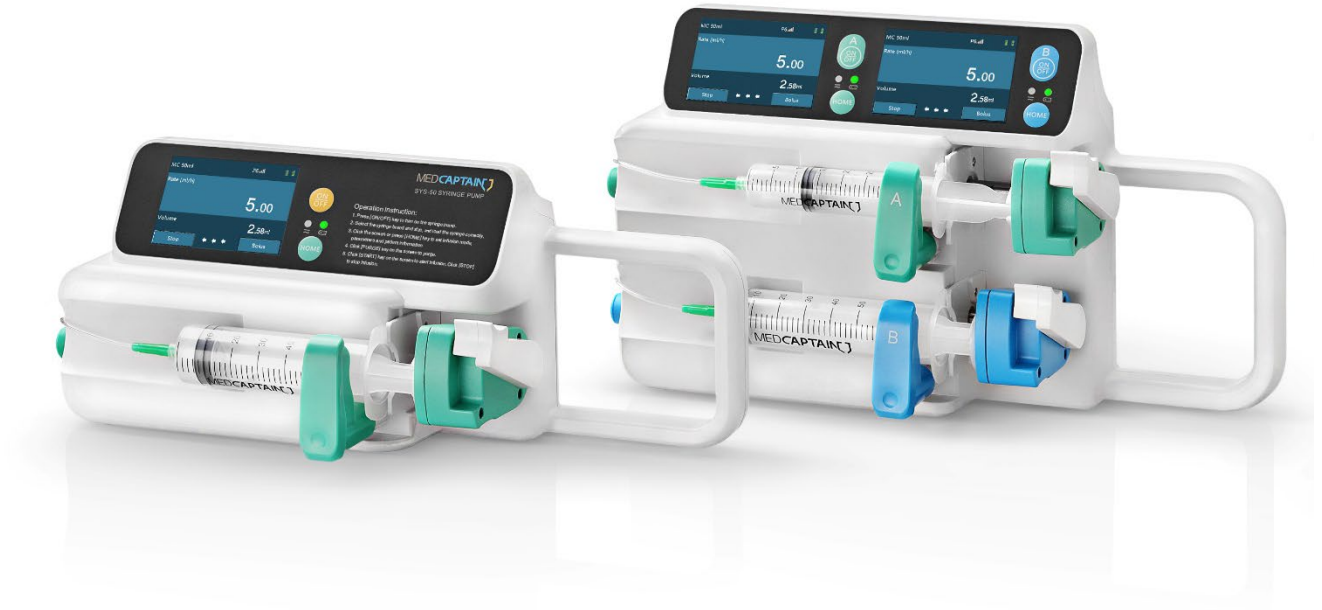


We are

SYS-50&52

Easy and Extraordinary

MEDCAPTAIN



SYS-50&52 | Smart



5ml-50(60)ml syringe compatibility


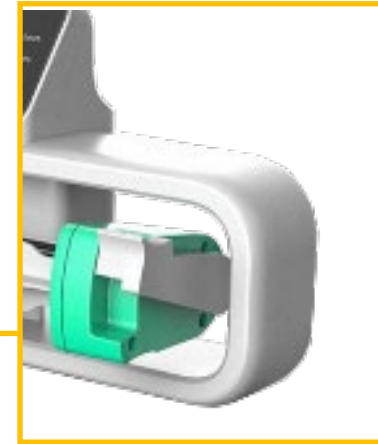


Relay between two channels

SYS-50&52 | Safety



Holder protection




Syringe installation detection
Release the mechanical clearance

SYS-50&52 | Simplified




Easy carry

Large volume battery
Max to 20h operation



USB 3.0 interface
Integrated IT solutions



Information Interconnection

SYS-50/52 and SYS-70 respectively have an optional built-in WiFi module.

It may connect via WLAN or LAN connection to any Hospital Information System (HIS).

They are connected to Medcaptain's MP-900 infusion central monitoring system to implement centralized monitoring of all infusions. All SYS series pumps can also access the Clinical Information System (CIS) and Hospital Information System (HIS) for clinical data integration.



Safety Features



Common	Infusion Pump	Syringe Pump
Water Proof	Upstream Occlusion	Syringe Installation Detection
Occlusion	Air Bubble Detection	Extension Line Detection
Anti-Bolus	Anti-Freeflow	Anti-Syphon

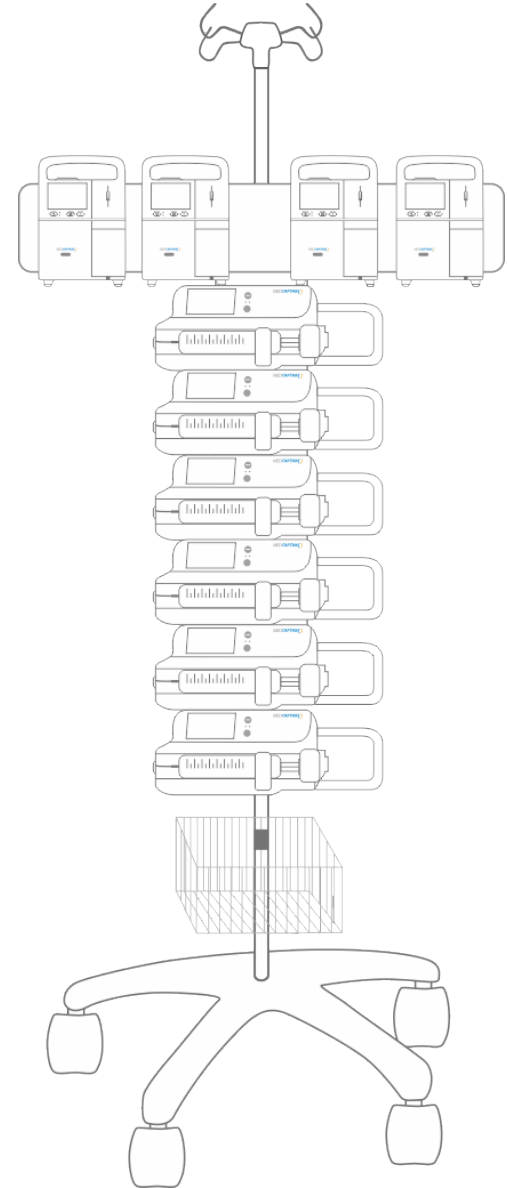
Closer to Technology | Closer to You

SYS-50 and SYS-70
can be combined into

SYS-80

Docking Station

Combination starts from 4 pumps, up to 10 pumps.
SYS-80 Docking Station makes one charging cable possible for all pumps.



THANK YOU