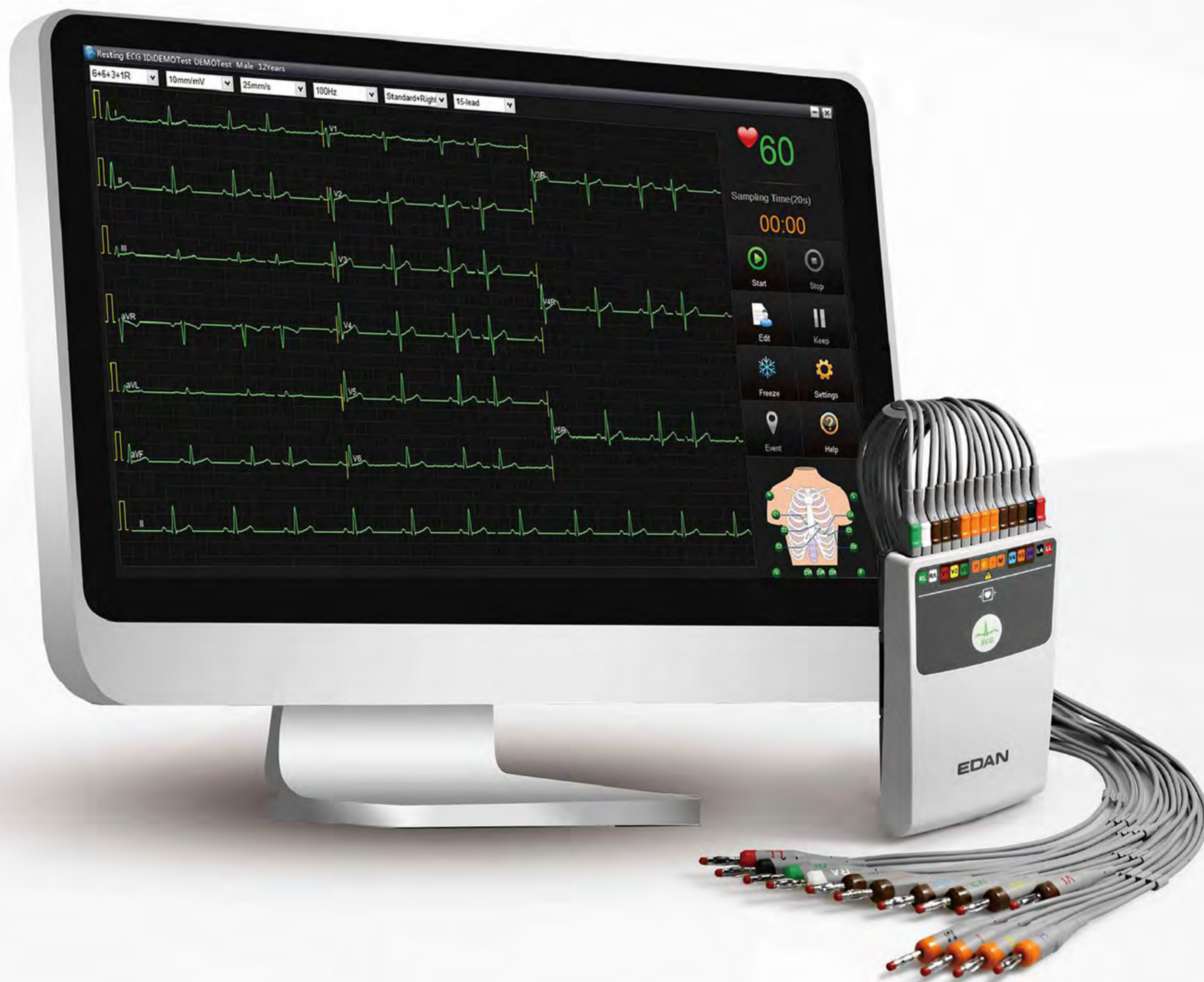


EDAN



SE-1515

15/16-lead PC ECG



Care for Health

SE-1515 15/16-lead PC ECG



SE-1515 PC ECG provides you comprehensive ECG solutions, which integrates resting ECG, stress ECG and data management in one PC-based software. Its user-friendly interfaces and reliable interpretation helps increase patient throughput and improve clinicians' efficiency. With EDAN latest DE15 sampling box, clinicians are able to do standard 12-lead ECG tests, and also easily upgrade the tests into 15/16-lead only by adding 4 separated leads.



DE15
15/16-lead Wired Sampling Box

Powerful Functionality



Resting ECG

SE-1515 PC ECG is able to acquire as long as 30 min ECG waveforms both of standard 12 leads and 15/16 leads, and also allows you to store full disclosure data. SE-1515 uses EDAN latest version of interpretation software SEMIP, and combining with its automatic arrhythmia detection and proof for diagnosis, it helps clinicians make their quick cardiac decisions.



Stress ECG

SE-1515 stress function provides standard as well as unlimited user-defined stress protocols which enable your stress tests more flexible. Its advanced filter technology ensures stable ECG traces even though patients are in noisy environments. User-friendly functions and interfaces refresh clinicians with an efficient clinical trial.



Data Management

SE-1515 PC ECG is able to archive reports from standalone ECG machines and provides clinicians on-screen ECG measurements for paperless workflow. Multiple report formats are provided which enables it more flexible for clinicians to choose their useful formats. It also can transmit ECG data to HIS/EMR/PACs via HL7 and DICOM worklist.



DX12
12-lead Wireless Sampling Box



DP12
12-lead Wired Sampling Box

User-friendly Design

SE-1515 PC ECG offers user-friendly design in both the sampling box and the PC software, which aims to improve your work efficiency and increase your productivity.

Separated leadwires

Separated ECG leadwires makes it easy to plug or unplug any single lead without changing them all.

Color-coded leads

Color-coded leads conduct clinicians to quickly find the right lead wires.

ECG signal quality indicator

Quickly identify the poor or missing ECG signals by visual color-coded indicators.

One-touch button

One-touch button on the sampling box enables to start or stop ECG acquisition without going to PC side.




Separated Leadwires



On-touch Button



ECG Signal Quality Indicator



Intuitive interfaces

Intuitive interfaces enable you minimal training requirement and improve your work efficiency.

Long-time ECG sampling

It allows up to 30 minutes ECG sampling, and full disclosure data enables to review every beat and arrhythmia.

Manual diagnosis

Any parts of waveforms allow to be frozen, zoomed in, measured and printed during an ECG examination.

Leads reversal

Clinicians can reverse the leads in wrong placement directly on the software without changing the placements on the patients and performing another ECG acquisition.

ECG reports comparison

Clinicians are allowed to retrieve the historic reports and compare them with the current ones when they are doing analysis.

The editable ECG report

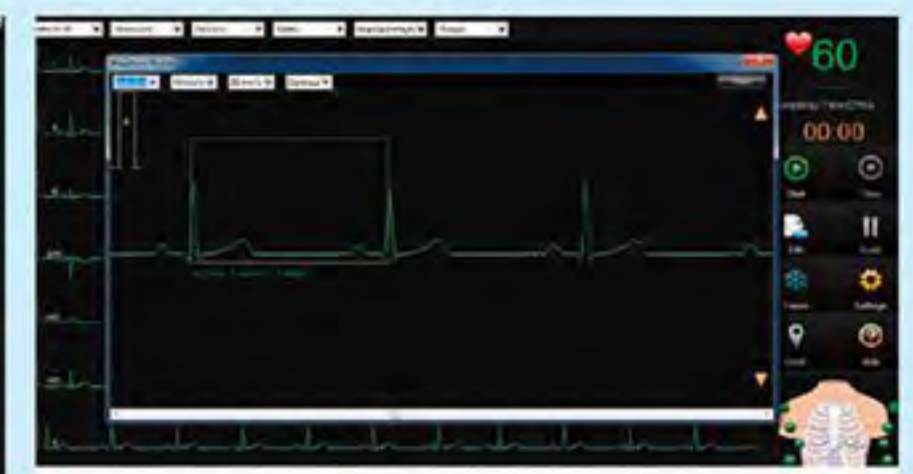
Users can customize the final report besides the existing report templates.

Unlimited protocols for stress test

Standard and unlimited user-defined protocols are offered, facilitating your standard or customized stress tests.



ECG Signal Quality Indicator



Manual Measurements



ECG Reports Comparison



ECG Templates Comparison



Professional Performances

As a professional ECG solution, SE-1515 PC ECG is always dedicated to bring clinicians accuracy and high efficiency in both ECG sampling and diagnosing.

Accurate Clinical Performances

- The sampling rate is as high as 16,000Hz which makes sure the ECG waveforms more accurate.
- The high CMRR over 140dB and comprehensive filters ensures clear waveforms for viewing and reporting.
- The wide bandwidth 0.01-300Hz enables pediatric ECG diagnosis more accurate according to AHA 2007.
- The advanced 24 bit A/D converter enhances accurate ECG waveforms acquisition.

15/16-lead ECG

- The DE15 sampling box offers 4 additional leads which are specialized for the right side chest leads (V3R, V4R, V5R) or posterior leads (V7, V8, V9) to facilitate 15/16-lead ECG acquisition.



Auto Arrhythmia Detection



ECG Findings



Proof of Diagnosis



Events Management

The reliable SEMIP algorithm

The latest SEMIP algorithm with 208 ECG findings to maximize your confidence in making diagnosis.

Proof for diagnosis

Proof for diagnosis is newly included in the diagnosis results, which helps to get more convincing reports and make correct decisions.

Automatic arrhythmia detection

Arrhythmia can be detected, highlighted and saved automatically for the further analysis.

Event mark

Every arrhythmia or remarked waveforms can be saved as events automatically for clinicians' further analysis.

Advanced filter technology

EDAN advanced filter technology stabilizes ECG waveforms and ensures the clear and accurate ST segment assessments during the stress tests.

Complete evaluation methods for stress test

METs, Double Product, Duke Score as well as FAI are evaluated in your stress test, which presents clinicians more complete references to make proper decisions.

Seamless Connectivity

SE-1515 PC ECG enables to archive, review and edit ECG data from EDAN ECG machines. Several SE-1515 software on a LAN are also able to present a paperless networking solution for editing, reviewing, printing and exporting reports via one database. Using the industry-standard communication protocols, SE-1515 PC ECG will easily connect to HIS/EMR/PACs for data management.



Bi-directional communication with ECG machines

SE-1515 software can pass patient info down to ECG machines and receive ECG reports from them directly and automatically.

Database sharing

One SE-1515 software can work as a server to share its database, and the other SE-1515 as clients are allowed to access the database, and make diagnosis on different sites.

Multiple formats exporting

PDF/XML/SCP/DICOM/JPG/BMP/DOC format reports can be exported directly.

HIS/EMR access

It supports HL7/DICOM worklist, which enables HIS/EMR access.



SE-1515

15/16-lead PC ECG

EDAN Edan Instruments, Inc.

- 3/F – B, Nanshan Medical Equipments Park, Nantai Rd 1019#, Shekou, Nanshan Shenzhen, 518067 P.R. China
- Tel: +86-755-26898326 • Fax: +86-755-26898330 • www.edan.com.cn • Email: info@edan.com.cn
- All rights reserved. Features and specifications are subject to change without notice.



CE 0123

ENG-ECG-SE-1515-V1.0-20140325