

Northern Meditec

Rolling Stand

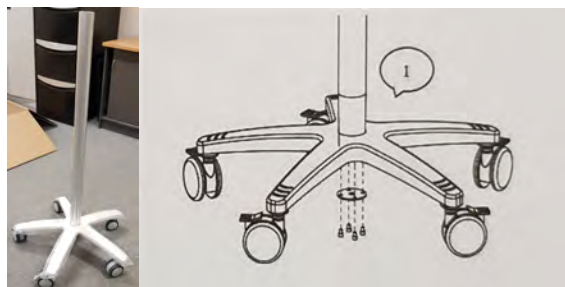
PUTTING THE STAND TOGETHER

How to assemble a
Northern Rolling Stand & attach monitor.

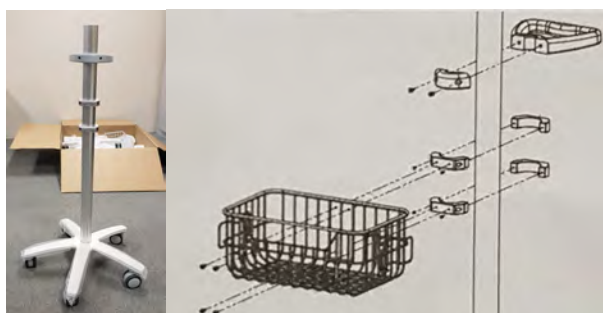
1) Remove all parts from box.




2) Insert pole into the stand base and lock into place with the 4 hex screws provided.



3) -Adjust the plastic lock rings to a suitable height
- Tighten the plastic lock rings with hex screws.



4) Use hex screws to lock the socket plate to the top of the pole.



5) - Remove 4 screws from base of the Monitor.
- Align mounting plate to base of the Monitor
- Screw plate with long screws provided.



6) Loosen the plastic fasteners and pull the pin to slide monitor into place. To Remove monitor, simply pull the pin below and slide out.

