



Pictured: Aquafil FlexiFountain 1500BFF, City of Belmont (WA)

The 1500mm-high FlexiFountain Dual Height drinking fountain and bottle refill station features multiple water access points for outdoor community spaces with high usage.

The unit includes two drinking fountains aligned at different heights, allowing easy-access for users of all ages. Combined with the two anti-bacterial bottle refill nozzles and customisable signage graphics, this product is ideal for busy outdoor campuses, sports grounds and parks.

**Product features**

- 1500mm height
- Two anti-bacterial bottle refill dispensers
- Two drinking fountains
- Customisable graphic
- panels with anti-graffiti protection
- Removable panel for easy filter replacement
- Two year warranty\*

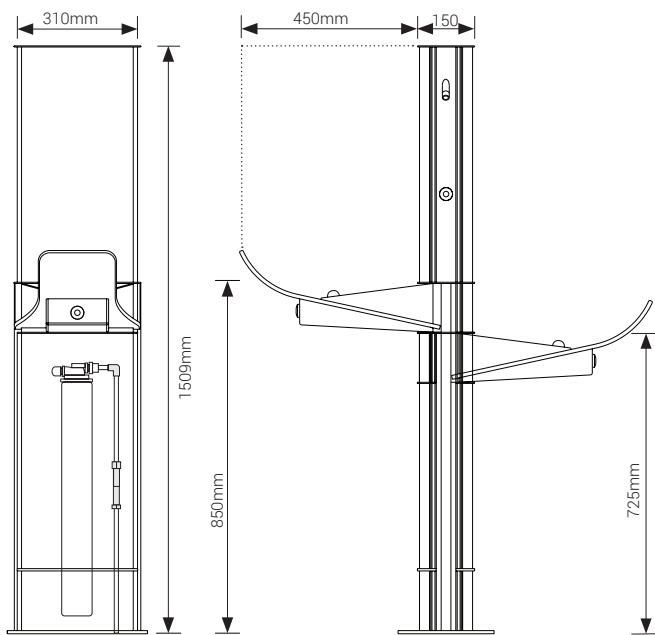
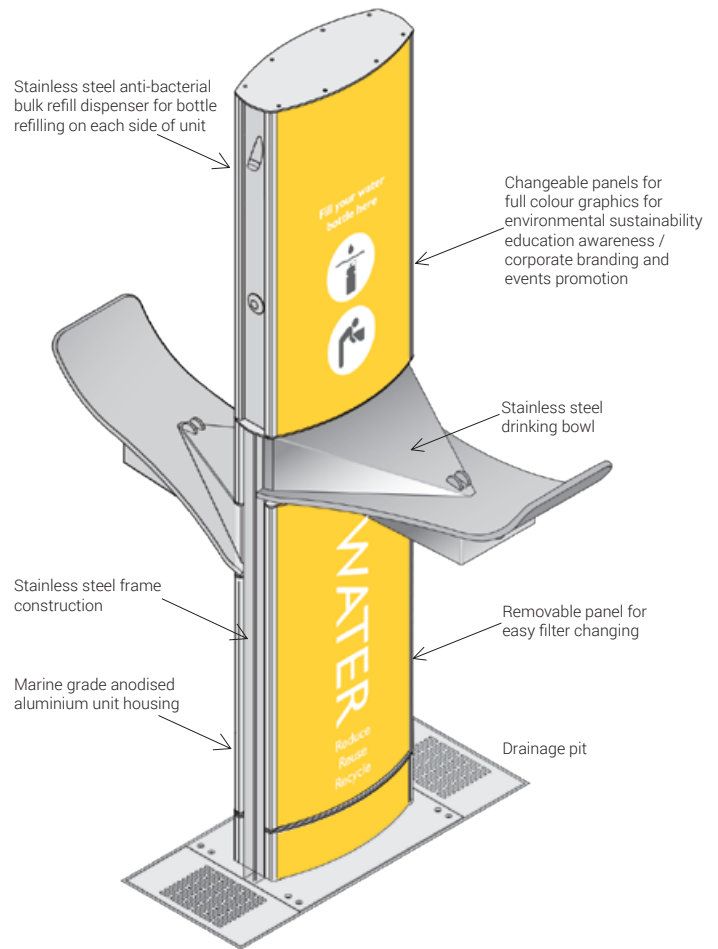
**Additional options**

- Optional inbuilt water filter
- Optional dog drinking bowls
- Optional sub-floor drainage
- Optional inbuilt water meter
- Optional remote water chiller

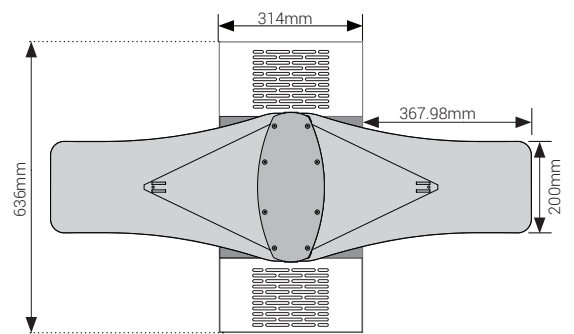
**Technical Details**

Housing frame	Stainless steel
Housing unit	Anodised aluminium
Graphic panels	Stainless steel
Filter unit option	Sub-micron or 5 micron
Filter unit working pressure	10-125 psi (0.7-8.5 bar), non-shock
Water supply connection	1/2 inch supply line with 1/2 inch Male BSP connection
Drainage	50mm PVC

\*Please refer to the Aquafil® Product Warranty for full terms and conditions



Front & side view with filter detail



Plan view