

A

SPECIALTY LIFTING SYSTEMS



THE **SAFE D LOCK** JACK IS A REVOLUTIONARY DESIGN WITH THE OPERATORS' SAFETY PARAMOUNT. IT IS A LIFTING JACK AND RATED VEHICLE JACKING STAND FOR HEAVY MINING VEHICLES.

Australian designed and built to meet AS/NZS 2693:2007 standard for vehicle jacks, it also meets AS/NZS 2538:2004 standard for vehicle support stands. The jack uses patented oil-bathed internal locking quadrants that are constantly energised during the lifting process to give a fail safe operation. This locking mechanism automatically engages in the unlikely event of a hydraulic failure. The Safe D Lock jack is compact and portable and is the perfect choice for the workshop or service vehicle.



Model Number	Jack Capacity			Cylinder Effective Area (cm ²)	Collapsed Height (mm)**	Stroke (mm)	Maximum Lift Height (mm)***	Weight (kg)	Oil Tank Capacity (L)
	Metric (tonne)	US (ton)*	(kN)						
SDL-07068	70	77	686	143	680	404	1,408	290	24
SDL-07081	70	77	686	143	812	535	1,680	320	24
SDL-10068	100	110	980	143	680	404	1,408	290	24
SDL-10081	100	110	980	143	812	535	1,680	320	24
SDL-15068	135	150	1,324	254	680	400	1,408	420	24
SDL-15096	135	150	1,324	254	960	685	1,680	460	24
SDL-20068	181	200	1,781	254	680	400	1,408	420	24
SDL-20096	181	200	1,781	254	960	685	1,680	460	24

* Nominal Cylinder Capacity in ton - see kN values for actual capacity ** Includes load cap height of 22 mm

*** Maximum lift height for AS/NZS 2538:2004 Vehicle Support Stand Rating

HYDRAULIC SYSTEM

is powered by a Gast® 3.9 kW air motor

LOCK INDICATORS

confirm 'locked' and 'unlocked' status

OIL RETURN LINE FILTER

included as standard

LOCKING VALVES


dual hydraulic locking valves for added safety

LOAD LOWERING

counter balance valve for smooth controlled lowering of load

PNEUMATIC CONTROL VALVES

for precise lifting and lowering

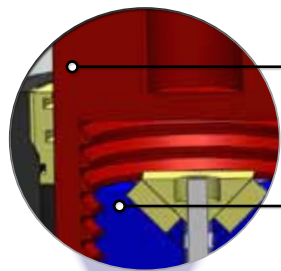


CAPACITY

70 - 181 tonne
(77 - 200 US ton)

STROKE RANGE

400 - 685 mm



PATENTED FAIL SAFE

spring loaded mechanical locking system. Oil-bathed and totally enclosed to prevent contamination. Can be locked in 13mm increments

MECHANICAL QUADRANT LOCKS

designed and tested to hold a minimum 3 x rated jack capacity without failure

SERRATED LOAD CAP

included as standard

LOCK INDICATORS

confirm 'locked' and 'unlocked' status

LIFTING POINT

allows easy forklift access with a 160mm max. tine width

TILT ADJUSTABLE HANDLE

for ease of manoeuvring and compact storage

ON BOARD

pneumatic filter/regulator and lubricator

MODULAR ASSEMBLY

for quick onsite service of remote and control modules

5 METRE HOSE

steel cored, flexible conduit

ALUMINIUM REMOTE PENDANT

with mounted lock and unlock indicators for added safety

AIR INLET - TYPE A CLAW FITTING

working air pressure 5.6-7.0 bar (80-100 psi), air consumption range 2,265-4,530 Lpm (80-160 cfm)

LOCKABLE ISOLATION VALVE

relieves downstream air for extra safety and security

RESERVOIR SIGHT GAUGE

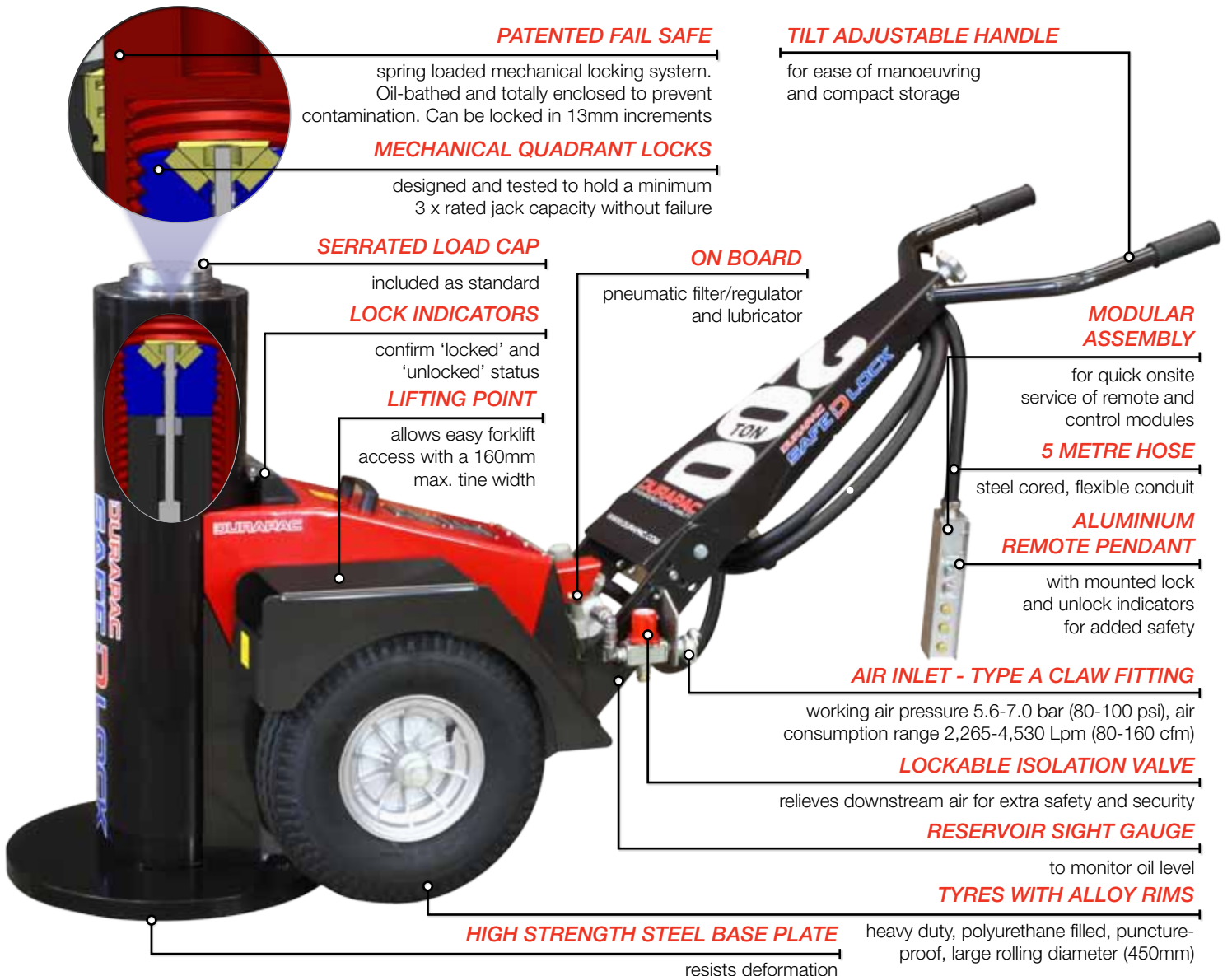
to monitor oil level

TYRES WITH ALLOY RIMS

heavy duty, polyurethane filled, puncture-proof, large rolling diameter (450mm)

HIGH STRENGTH STEEL BASE PLATE

resists deformation



A

THE ADDITION OF THE **POWERDRIVE** TRANSFORMS THE **SAFE D LOCK** JACK INTO A SELF-PROPELLED LIFTING JACK AND RATED VEHICLE JACKING STAND FOR HEAVY MINING VEHICLES.

Australian designed and built to meet AS/NZS 2693:2007 standard for vehicle jacks, it also meets AS/NZS 2538:2004 standard for vehicle support stands. The jack uses patented oil-bathed internal locking quadrants that are constantly energised during the lifting process to give a fail safe operation. This locking mechanism automatically engages in the unlikely event of a hydraulic failure. The **Safe D Lock** jack + **POWERDRIVE** is compact, portable and safe. It is the perfect choice for the workshop or service vehicle.

SAFE D LOCK
+ **POWERDRIVE**



i

How to order...

To order your **Safe D Lock** jack + **POWERDRIVE** simply choose your jack model from page 8 and add suffix " -PD " to the model number (e.g. SDL-15068-PD).

Each unit is supplied with two M18 Red Lithium batteries and one 230 VAC charger.

1


The **Safe D Lock jack + POWERDRIVE** utilises dual independent DC motors driving the wheels via a robust chain and sprocket design. Features include soft start, forward and reverse handle mounted switches, dead-man triggers and two M18 Red Lithium™ 5 Ah rechargeable batteries.



1

Did you know...

The **Safe D Lock jack + POWERDRIVE** can self-propel up workshop slopes of **5 degrees**



DUAL BATTERIES

industry standard batteries

RANGE OF 2KM

per 5.0 Ah 18.0 VDC lithium-Ion battery

CHARGE INDICATOR

shows charge remaining in each battery

BATTERY SELECTOR

drive system operates off one battery at a time

OVERLOAD PROTECTION

with resettable standard 20 Amp auto fuse

SAFER & EASIER MANOUVERABILITY

no need to connect to air supply to move jack



THREE POSITION TOGGLE

F (Forward) N (Neutral) R (Reverse)

IP 65 SWITCHES

for all weather environments

INDEPENDANT DEADMAN SWITCHES

for easy manoeuvring and safety

DUAL INDEPENDENT DRIVES

forward & reverse independant drive each handle




A

SPECIALTY LIFTING SYSTEMS



Did you know...

That a 5 metre long remote pendant and jack mounted mechanical indicators allow the jack's operator to work at a safe distance from the vehicle being lifted.



LOCKED INDICATOR

When the green indicator is displayed this confirms to the operator that the jack is ready to be mechanically locked.

UNLOCKED INDICATOR

When the red indicator is displayed it confirms to the operator that the jack **IS NOT** mechanically locked and that the quadrants are disengaged during lowering.

RAISE CONTROL BUTTON

When the Raise control button is held down the jack will advance, the green indicator will display and retract through this process as the quadrants are engaged and disengaged as part of the jack's fail safe mechanism.

LOCK CONTROL BUTTON

During lifting, the green indicator confirms that the quadrants are engaged and ready to lock. The operator then releases the Raise control button and presses the Lock control button; mechanically locking the jack. A green jack mounted mechanical indicator confirms to the operator that the jack is mechanically locked.

LOWER CONTROL BUTTON

When the Lower control button is held down the jack will automatically disengage the locking quadrants and retract via a smooth, load lowering hydraulic counter balance valve.



Lock Indicators

The Safe D Lock jack is equipped with jack mounted mechanical indicators to confirm to the operator when the unit is mechanically locked as a vehicle support stand.

RED INDICATOR

lock quadrants are retracted and in an unlocked state.

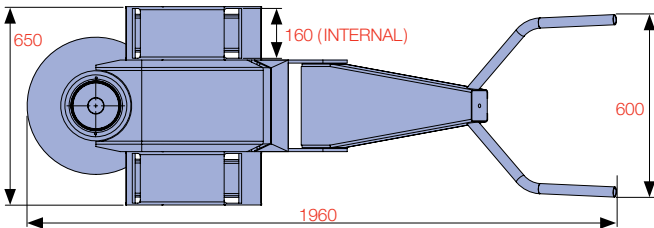
GOLD INDICATOR

lock quadrants are engaged and ready to be locked.

GREEN & GOLD INDICATOR

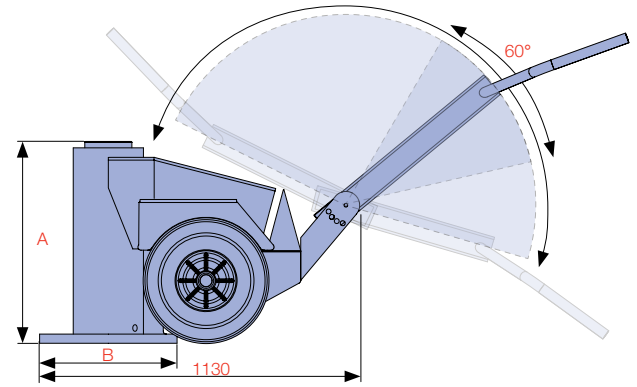
lock quadrants are holding load mechanically.






Model Number	A Collapsed Height (mm)	B Base Plate Diameter (mm)
SDL-07068 SDL-10068	680	505
SDL-07081 SDL-00081	812	505
SDL-15068 SDL-20068	680	460
SDL-15096 SDL-20096	960	520

OPTIONAL EXTENSIONS



WARNING...
No more than one extension to be used.

Did you know...
There is onboard storage for extensions up to 300mm in length.

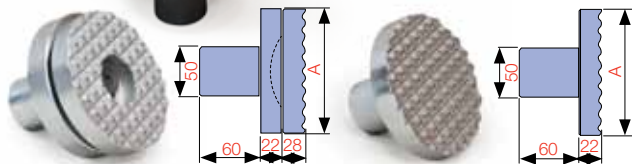


SERRATED STEEL LOAD CAP
included as standard
ALUMINIUM 7075
manufactured with hard anodising

OPTIONAL SERRATED TILT SADDLE
5° maximum tilt to minimise side loading

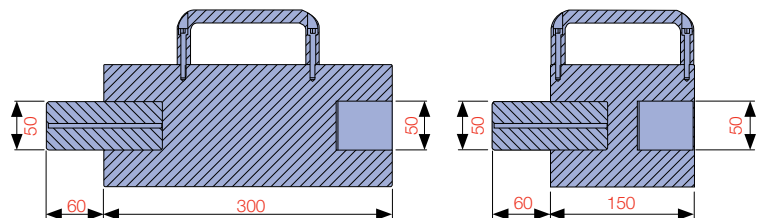
KNURLED FINISH
provides anti slip grip for better handling

BOLT ON CARRY HANDLE
for easy handling and carrying



SDS TILT SADDLE

SDLC LOAD CAP



EXTENSION 300mm

EXTENSION 150mm

Model Number	Capacity (Tons)	Description	Height (mm)	Diameter (mm) 'A'	Total Length (mm)	Spigot Depth (mm)	Spigot Diameter (mm)	Weight (kg)
SDE100-150	70/100	150 mm Extension **	150	112	210	60	50	7.0
SDE100-300	70/100	300 mm Extension **	300	112	360	60	50	13.0
SDLC-100	70/100	Serrated Steel Load Cap *	22	112	82	60	50	3.0
SDS-100	70/100	Serrated Tilt Saddle **	50	112	110	60	50	5.0
SDE150-150	150	150 mm Extension **	150	126	210	60	50	7.0
SDE150-300	150	300 mm Extension **	300	126	360	60	50	13.0
SDLC-150	150	Serrated Steel Load Cap *	22	126	82	60	50	3.0
SDS-150	150	Serrated Tilt Saddle **	50	126	110	60	50	5.0
SDE200-150	200	150mm Extension **	150	140	210	60	50	8.0
SDE200-300	200	300 mm Extension **	300	140	360	60	50	15.0
SDLC-200	200	Serrated Steel Load Cap*	22	126	82	60	50	4.0
SDS-200	200	Serrated Tilt Saddle**	50	126	110	60	50	6.0

* Supplied as standard
** Optional item

A
SPECIALTY LIFTING SYSTEMS